



Order Form Details

All fields are required in order to process your order

Order Details

Date: _____ Order No.: _____
Contact Name: _____
Contact Phone No.: _____
Email: _____
Hospital/Clinic: _____
Delivery Address: _____

Post Code: _____

Patient Details

Patient Reference No.: _____
First Name: _____
Surname: _____
Year of Birth: _____
Please indicate: ☐ Male ☐ Female
Please indicate: ☐ New Patient ☐ Existing Patient
Diagnosis: _____

Please continue to fill in the garment details using the following pages.

When completed, please click:
customerservice@jobskin.co.uk to email your
electronic order form

Please download your electronic forms directly from our website - www.jobskin.co.uk/file-download

Head Order Form

All fields are required in order to process your order

Premium Original

Plain Powernet: ☐ Beige ☐ Tan ☐ Blossom ☐ Red ☐ Raspberry
☐ Classy Blue ☐ Denim Blue ☐ Black

Printed Powernet: ☐ Unicorn ☐ Safari Car ☐ Paw Print ☐ Pink Camo ☐ Green Camo
☐ Blue Camo ☐ Rainbow Unicorn

Bindings - no binding choice available on head garments.

Zips

☐ None ☐ Colour Matching

Thread

☐ Colour Matching ☐ Beige ☐ White ☐ Tan ☐ Pastel Pink ☐ Bright Pink
☐ Red ☐ Purple ☐ Green ☐ Pastel Blue ☐ Royal Blue ☐ Denim Blue
☐ Navy Blue ☐ Black

Premium Active - 50 UPF (Both garment colour choices are designed with black zipper and thread) (No themed binding is available with this fabric option)

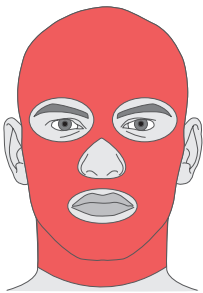
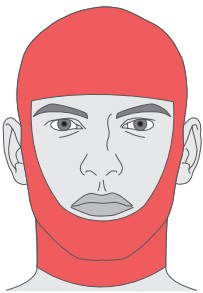
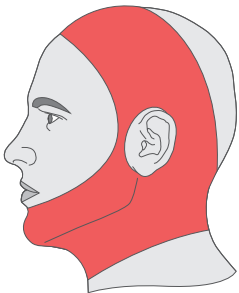
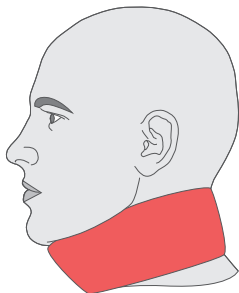
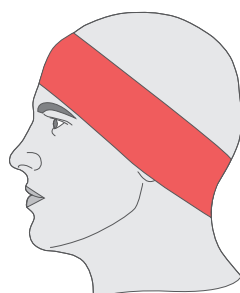
☐ Eucalyptus Green ☐ Black

Premium Q10 - Q10 cosmetic ingredient (Zipper and thread are matching – plain colours are based on the Fitzpatrick scale) (No themed binding is available with this fabric option)

Plain Q10: ☐ Type 2 (White, Fair) ☐ Type 3 (Medium, white to Olive) ☐ Type 4 (Olive, moderate brown) ☐ Type 5 (Brown, dark brown) ☐ Type 6 (Brown, very dark, brown to black)

Printed Q10: ☐ Fairy & Castle ☐ Dinosaurs

Garment (please indicate)

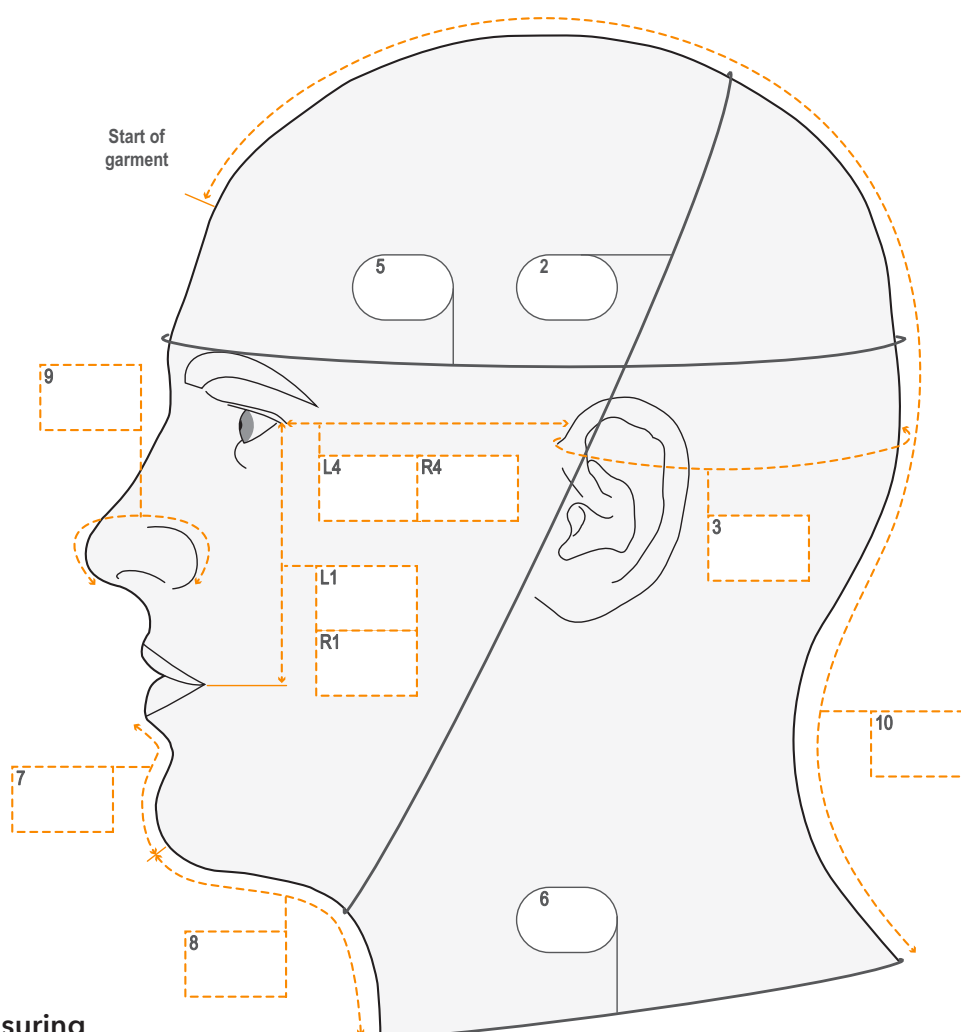
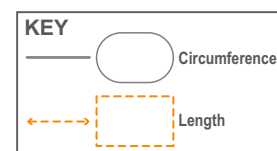
<input type="checkbox"/> PO 0540 Full Face Mask 	<input type="checkbox"/> PO 1158 Open Face Mask 	<input type="checkbox"/> PO 0549 Modified Chin Strap 	<input type="checkbox"/> PO 0545 Chin Extension Collar 	<input type="checkbox"/> PO 0017 Head Band 
--	--	---	--	---

Please note for PO 0017 Head Band:

Standard finish on this design is inverted elastic top and bottom of headband as this is shaped over the ears

Head Order Form

Order No.: _____ Patient Reference No.: _____



Garment Measuring

PO 0540 Full Face Mask: Requires all measurements

PO 1158 Open Face Mask: Requires measurements: 2, 3, 5-8, 10

PO 0549 Modified Chin Strap: Requires measurements: 2, 5 - 8

PO 0545 Chin Extension Collar: Requires measurement: 6

PO 0017 Head Band: Requires measurement: 5

Circumference Measurements

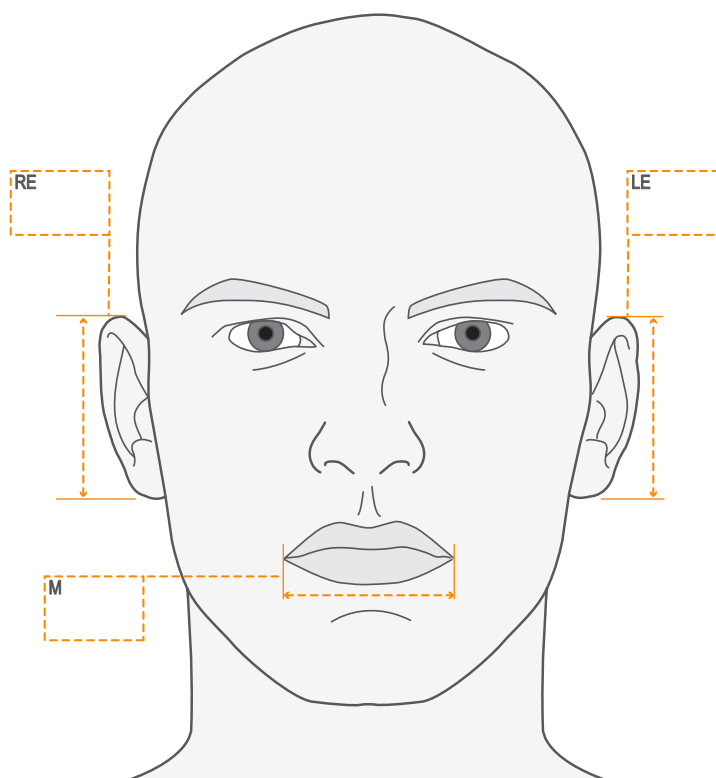
(cm)

2	Around head at chin angle to crown of head	
5	At eyebrow level around head	
6	Around neck	

Length Measurements

Left (cm) Right (cm)

1	Corner of eye to corner of mouth		
3	Front of ear to ear around back of the head		
E	Length of ear (top of ear to base of ear)		
4	Distance from corner of eye to front of ear		
M	Width of mouth (measure in a relaxed state)		
7	Bottom lip to point of chin (contour)		
8	Bottom chin to throat finished length at neck (contour)		
9	Broadest part bottom of nose (contour)		
10	Length from base of neck to finished point of garment		



Head Order Form

Order No.: _____ Patient Reference No.: _____

Style Options

PO 0540 - Full Face Mask: requires all measurements

Closure:	<input type="checkbox"/> Velcro	<input type="checkbox"/> Zipper
<input type="checkbox"/> Nose covering (requires measurement A)		
Ears open:	<input type="checkbox"/> Left	<input type="checkbox"/> Right
Ears closed: (for pressure over the ears)	<input type="checkbox"/> Left	<input type="checkbox"/> Right
Finished edge: (at neck)	<input type="checkbox"/> Overlock	
	<input type="checkbox"/> Elastic	

PO 1158 - Open Face Mask: requires measurements 2,3,5-8,10

Closure:	<input type="checkbox"/> Velcro	<input type="checkbox"/> Zipper
Ears open:	<input type="checkbox"/> Left	<input type="checkbox"/> Right
Ears closed: (for pressure over the ears)	<input type="checkbox"/> Left	<input type="checkbox"/> Right
Finished edge: (at neck)	<input type="checkbox"/> Overlock	
	<input type="checkbox"/> Elastic	
Finished edge: (around face)	<input type="checkbox"/> Overlock	
	<input type="checkbox"/> Elastic	

PO 0549 - Modified Chin Strap: requires measurements: 2,5-8

Ears open:	<input type="checkbox"/> Left	<input type="checkbox"/> Right
Ears closed: (for pressure over the ears)	<input type="checkbox"/> Left	<input type="checkbox"/> Right
Finished edge: (at neck)	<input type="checkbox"/> Overlock	
	<input type="checkbox"/> Elastic	
Finished edge:	<input type="checkbox"/> Overlock	
(around face & back of head)	<input type="checkbox"/> Elastic	

PO 0545 - Chin Extension Collar: requires measurement: 6

Collar height (please specify)	_____ cm
--------------------------------	----------

PO 0017 - Head Band: requires measurement: 5

Closure:	<input type="checkbox"/> Velcro	<input type="checkbox"/> Closed (sewn up)
Depth/width (please specify)	_____ cm	

Please note: Standard finish on this design is inverted elastic top and bottom of headband as this is shaped over the ears

Modifications

All the following items will be an additional charge

PO 0540 & PO 1158

Zippers - 1145 (tick if required)

<input type="checkbox"/> Left	<input type="checkbox"/> Right	<input type="checkbox"/> x2 Left & Right
Length: _____ cm		

Silon-TEX® II Insert

Silon-TEX® II fabric (sewn into garment)	1191	<input type="checkbox"/> Use placement pad to mark position
--	------	---

Hair Covering

Hair protective covering (inside zipper)	1185	<input type="checkbox"/>
Full Face Mask & Open Face Mask only		

Pockets & Pads

Pocket (sewn in for the insertion of pads to apply extra pressure to certain areas) Please specify position	0027	<input type="checkbox"/> Use placement pad to mark position
Silon-TEX® II pocket (as above but covered with Silon-TEX® II fabric)	1147	<input type="checkbox"/> Use placement pad to mark position

Foam Pads (to insert into pocket, please select foam thickness)

Low profile 5mm	1178	<input type="checkbox"/>
Low density 20mm	1179	<input type="checkbox"/>
High density 25mm	1180	<input type="checkbox"/>