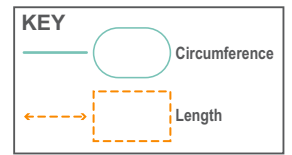


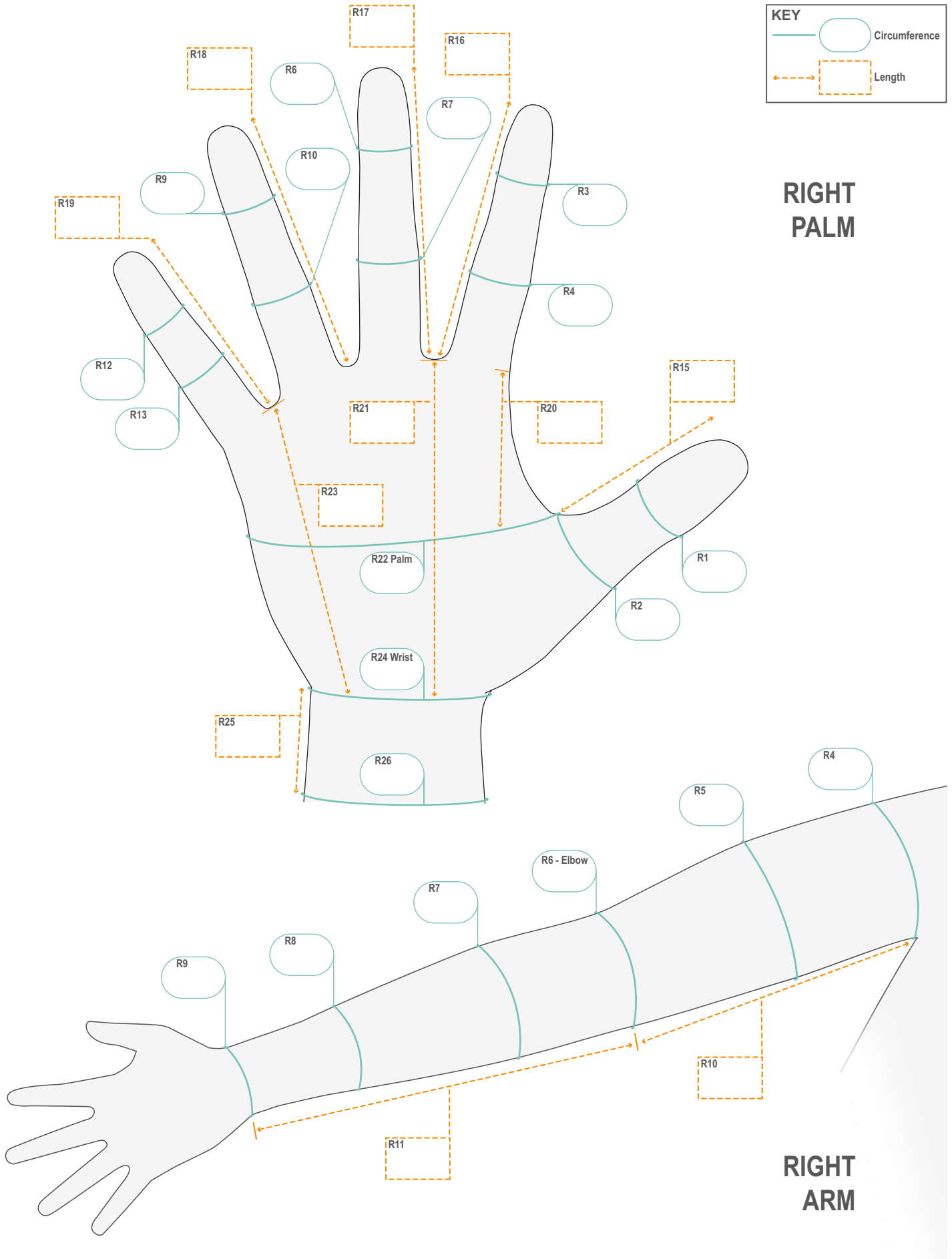




Order No.: \_\_\_\_\_ Patient Reference No.: \_\_\_\_\_



### RIGHT PALM



Order No.: \_\_\_\_\_ Patient Reference No.: \_\_\_\_\_

### Glove / Gauntlet Circumference Measurements (C)



Left (cm) Right (cm)

1	C	Thumb IP joint or end of open digit		
2	C	Base of thumb level with MCP joint		
3	C	Index finger DIP		
4	C	Index finger PIP		
6	C	Middle finger DIP		
7	C	Middle finger PIP		
9	C	Ring finger DIP		
10	C	Ring finger PIP		
12	C	Little finger DIP		
13	C	Little finger PIP		
22	C	Palm (ensure that the palm is opened out fully)		
24	C	Wrist level with wrist crease		
26	C	End of garment (for short gloves and gauntlets only)		

### Glove / Gauntlet Length Measurements (L)



Left (cm) Right (cm)

15	L	Length of thumb to distal joint or required length		
16	L	Length of index finger to distal joint or required length		
17	L	Length of middle finger to distal joint or required length		
18	L	Length of ring finger to distal joint or required length		
19	L	Length of little finger to distal joint or required length		
20	L	Base of index finger to base of thumb (palm open with meta-carpals abducted) or from palmar crease to base of thumb for gauntlet		
21	L	Length of palm from base of second web space to wrist crease		
23	L	Length of palm from base of fourth web space to wrist crease		
25	L	Wrist crease to end of garment		

### Sleeve Circumference Measurements (C)



Left (cm) Right (cm)

4	C	Upper arm level with axilla. Arm should be by the side		
5	C	Mid upper arm level with muscle bulk of biceps, 5mm less than 'at rest' circumference		
6	C	Elbow joint with arm extended or end of sleeve		
7	C	Forearm level where muscle bulk is greatest, 5mm less than 'at rest' circumference		
8	C	Forearm at musculotendinous junction (approximately 1/3 of forearm up from the wrist)		
9	C	Wrist level with wrist crease or end of sleeve		

### Sleeve Length Measurements (L)


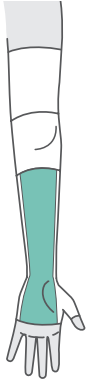
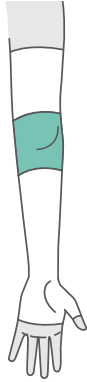
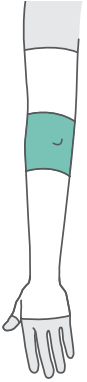

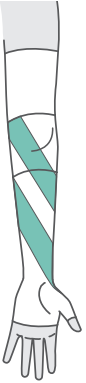
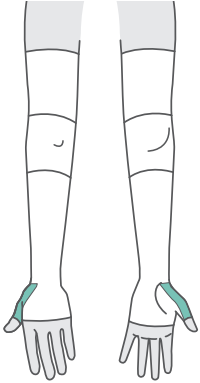
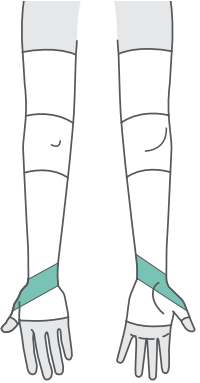


Left (cm) Right (cm)

10	L	Point level with deltoid insertion and measure to elbow crease on the medial border		
11	L	Elbow crease to wrist crease along the ulnar border		

Order No.: \_\_\_\_\_ Patient Reference No.: \_\_\_\_\_

## Reinforcement Panels (Please specify)

<p><b>Dorsal Wrist</b></p> <p>To resist wrist flexion</p> <p><b>UL1</b> Std panels included with Garment</p>  <p>Posterior</p>	<p><b>Volar Wrist</b></p> <p>To resist wrist extension</p> <p><input type="checkbox"/> <b>UL2</b></p>  <p>Anterior</p>	<p><b>Anterior Elbow</b></p> <p>To resist elbow hyperextension</p> <p><input type="checkbox"/> <b>UL3</b></p>  <p>Anterior</p>	<p><b>Posterior Elbow</b></p> <p>To resist elbow flexion</p> <p><input type="checkbox"/> <b>UL4</b></p>  <p>Posterior</p>
<p><b>Posterior Spiral</b></p> <p>To resist pronation</p> <p><input type="checkbox"/> <b>UL5</b></p>  <p>Posterior</p>	<p><b>Anterior Spiral</b></p> <p>To resist supination</p> <p><input type="checkbox"/> <b>UL6</b></p>  <p>Anterior</p>	<p><b>Thumb</b></p> <p>To assist extension and abduction</p> <p><input type="checkbox"/> <b>UL7</b></p>  <p>Posterior Anterior</p>	<p><b>Diagonal Wrist</b></p> <p>To resist ulnar deviation</p> <p><input type="checkbox"/> <b>UL8</b></p>  <p>Posterior Anterior</p>