



## PCP30 & PCP72 Sleep Suit or Sleep Shorts Order Form

All fields are required in order to process your order

### Order Details

Date: \_\_\_\_\_ Date Required: \_\_\_\_\_  
Order No.: \_\_\_\_\_  
Contact Name: \_\_\_\_\_  
Contact Phone No.: \_\_\_\_\_  
Email: \_\_\_\_\_  
Hospital/Clinic: \_\_\_\_\_  
Delivery Address: \_\_\_\_\_  
\_\_\_\_\_  
\_\_\_\_\_  
Post Code: \_\_\_\_\_

### Patient Details

Patient Reference No.: \_\_\_\_\_  
Is this their first SDO®?  No  Yes  
First Name: \_\_\_\_\_  
Surname: \_\_\_\_\_  
Date of Birth: \_\_\_\_\_  
Diagnosis: \_\_\_\_\_  
\_\_\_\_\_  
Contact me about my order via:  Email  Phone  
Attached with order:  Images  Consent form\*  
\*(Signed consent form must be supplied when providing patient images)

Clinician Number: \_\_\_\_\_

### Specifications

Garment:  Sleep Suit  Sleep Shorts  
Silicone Edging:  No  Yes  
Gastrostomy site:  No  Yes (Please mark position at first fitting only, if a gastro opening is required, the garment will be supplied without front zip)  
Soft Binding:  Yes (Soft binding will be applied to neck and crotch only, in complementing colour or theme if selected)

### Themes

1 Spaceman  2 Astronaut  3 Footballer  4 Striker  5 Goalie  6 Noir  
 7 Silver Aztec  8 Pink Aztec  9 Leopard Flower  10 Lavender  11 Daisy  12 Ultraviolet  
 13 Mermaid  14 Starlight  15 Marshmallow  16 Tribal  17 Blue Frenchie  18 Fawn Frenchie  
 19 Cadet  20 Lance Corporal  21 Pilot Officer  22 Admiral  23 Major  24 General

Please select one of the themes above, your garment will be manufactured according to the theme selected. Alternatively, select a plain coloured garment below. Without either a theme or plain garment selection, we cannot proceed with your order.

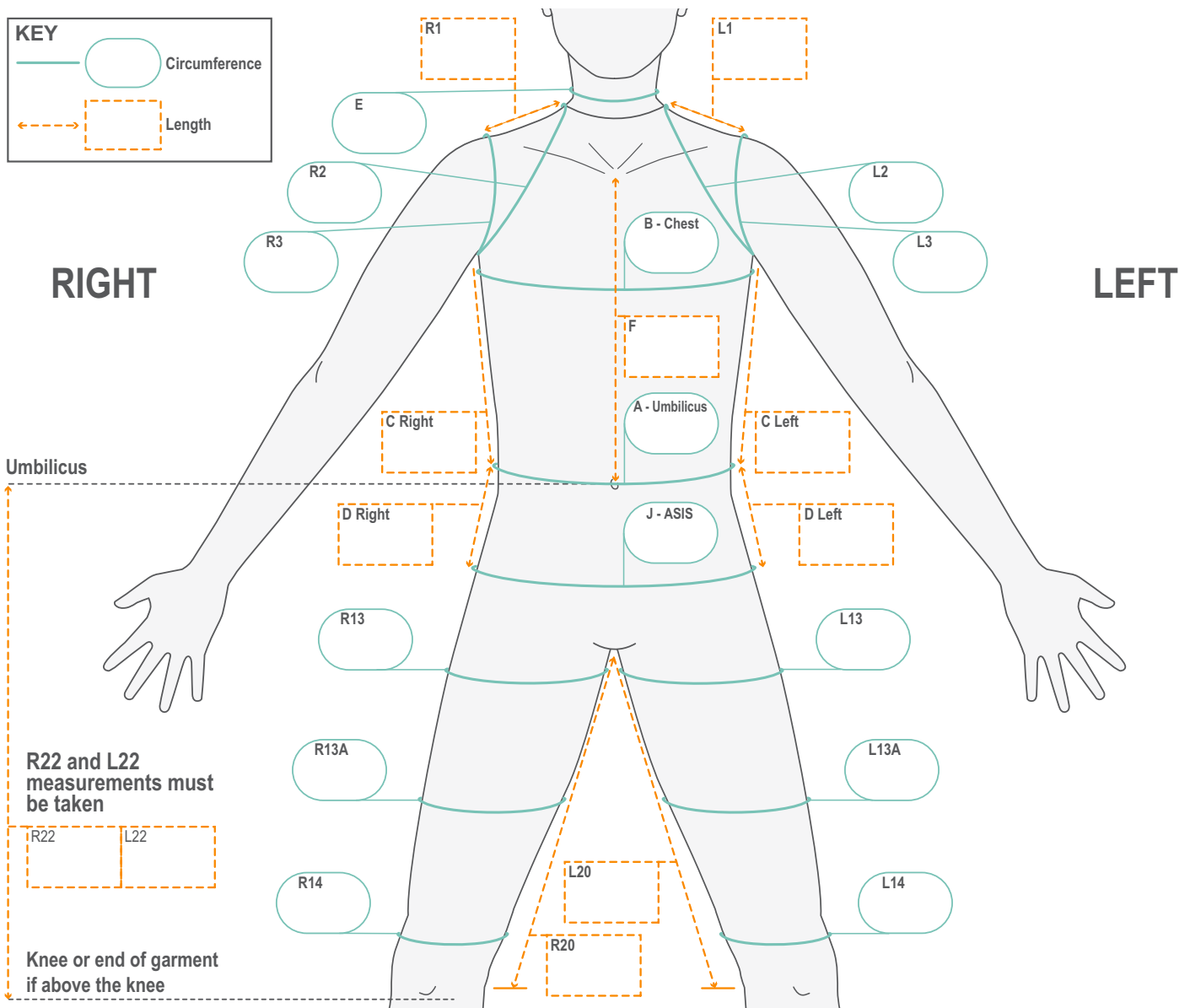
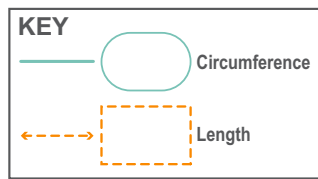
### Plain Coloured Garments (Base fabric, panels, binding and thread are all the same colour)

White  Beige  Pink  Black  Navy Blue/Black\*  
\*Navy base fabric, black panels, binding & thread

When completed, please click: [customerservice@jobskin.co.uk](mailto:customerservice@jobskin.co.uk) to email your electronic order form

Please download your electronic forms directly from our website - [www.jobskin.co.uk/file-download](http://www.jobskin.co.uk/file-download)

Order No.: \_\_\_\_\_ Patient Reference No.: \_\_\_\_\_



**Important: Please make sure when measuring for an SDO® garment that the patient is measured lying down, supine and in the best position of alignment.**

### Circumference Measurements (C)



			Left (cm)	Right (cm)
A	C	Level with umbilicus, 10mm less than 'at rest' circumference		
B	C	Level with chest in line with the axillary crease		
E	C	Base of the neck		
J	C	Level with Anterior Superior Iliac Spine (ASIS)		
2	C	Shoulder joint from base of the neck (at point where neck meets shoulder below ear lobe), under the axilla and back to the same point. (Scapula set against the chest wall and the arm by the side of the body). One should be able to slide a finger under the tape measure at the front of the axilla		
3	C	Shoulder joint acromion process under the axilla and back to the same point. (Scapula set against the chest wall and the arm by the side of the body). One should be able to slide a finger under the tape measure at the front of the axilla		
13	C	Leg level with the groin and gluteal fold		
13A	C	Mid-thigh level with muscle bulk, 5mm less than 'at rest' circumference		
14	C	Above knee at suprapatellar margin or end of shorts		

Order No.: \_\_\_\_\_ Patient Reference No.: \_\_\_\_\_

**Important: Please make sure when measuring for an SDO® garment that the patient is measured lying down, supine and in the best position of alignment.**

### Length Measurements (L)



C	L	Point level with axillary crease measure down side to a point level with umbilicus		
D	L	Point level with umbilicus to Anterior Superior Iliac Spine (ASIS) on anterior surface		
F	L	Below sternal notch to umbilicus on the anterior surface of the chest with the ribs held in best position of alignment. This measurement dictates the scoop of the neck at the front		
20	L	Inside leg groin to knee or end of SDO®		
22*	L	Point level with umbilicus on anterior surface to knee or end of garment if above knee		

**\*Note: Measurements R22 and L22 must be taken. Without this, we are unable to process your order**

### Length Measurement for Sleep Suits (L)

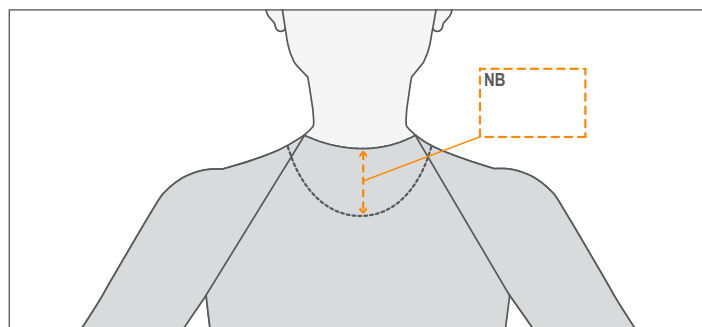


1	L	Acromion to base of neck or width required for Sleep Suit		
---	---	---	--	--

NOTE: For Sleep Shorts - measurements E, 1, 2 & 3 are not required

### Reinforcement Panels (Please specify)

Standard Panels	Lumbar Panels	External Rotation Panels	Internal Rotation Panels
<p>To assist hip external rotation and back extension</p> <p><b>SP</b></p> <p>Std panels included with Suits. Type NO if no panels are required _____</p> <p>Anterior    Posterior</p>	<p>To assist postural control</p> <p><input type="checkbox"/> <b>LP</b></p> <p>Extend to _____ cms above umbilicus</p> <p>Anterior    Posterior</p>	<p>To assist external rotation at the hips</p> <p><input type="checkbox"/> <b>ERP</b></p> <p>If hips windswept, please indicate which side: <input type="checkbox"/> <b>L</b>    <input type="checkbox"/> <b>R</b></p> <p>Anterior    Posterior</p>	<p>To assist internal rotation at the hips</p> <p><input type="checkbox"/> <b>IRP</b></p> <p>If hips windswept, please indicate which side: <input type="checkbox"/> <b>L</b>    <input type="checkbox"/> <b>R</b></p> <p>Anterior    Posterior</p>



### Back Scoop Neckline Options (cm)

NB	L	Neckline scoop length at back	
----	---	-------------------------------	--

For neckline scoop at front, see F measurement

### Style Options

<input type="checkbox"/> V Neck	<input type="checkbox"/> Round Neck
---------------------------------	-------------------------------------