



## 508 Foot Glove Order Form

All fields are required in order to process your order

### Order Details

Date: \_\_\_\_\_ Date Required: \_\_\_\_\_  
 Order No.: \_\_\_\_\_  
 Contact Name: \_\_\_\_\_  
 Contact Phone No.: \_\_\_\_\_  
 Email: \_\_\_\_\_  
 Hospital/Clinic: \_\_\_\_\_  
 Delivery Address: \_\_\_\_\_  
 \_\_\_\_\_  
 \_\_\_\_\_  
 \_\_\_\_\_ Post Code: \_\_\_\_\_

### Patient Details

Patient Reference No.: \_\_\_\_\_  
 First Name: \_\_\_\_\_  
 Surname: \_\_\_\_\_  
 Date of Birth: \_\_\_\_\_  
 Please indicate:  Male  Female  
 Please indicate:  New Patient  Existing Patient  
 Diagnosis: \_\_\_\_\_  
 \_\_\_\_\_  
 \_\_\_\_\_

### Fabrics

**Plain Powernet:**  Beige  Tan  Blossom  Red  Raspberry  
 Classy Blue  Denim Blue  Black

**Printed Powernet:**  Unicorn  Safari Car  Paw Print  Pink Camo  Green Camo  
 Blue Camo

### Zips

Colour Matching  Leopard  Camouflage  Galaxy  Rainbow  Tribe

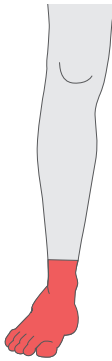
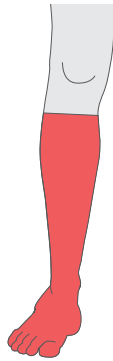
### Bindings

None  Daisies  Roses  Rainbow Mermaid  Pink Tribe  Rocket  
 B&W Football  Pink Football  Pink Hearts  Silver Aztec  Pink Aztec  Spots & Stripes

### Thread

Colour Matching  Beige  White  Tan  Pastel Pink  Bright Pink  
 Red  Purple  Green  Pastel Blue  Royal Blue  Denim Blue  
 Navy Blue  Black

**Garment** - please indicate quantity of garments required in the boxes below, i.e.

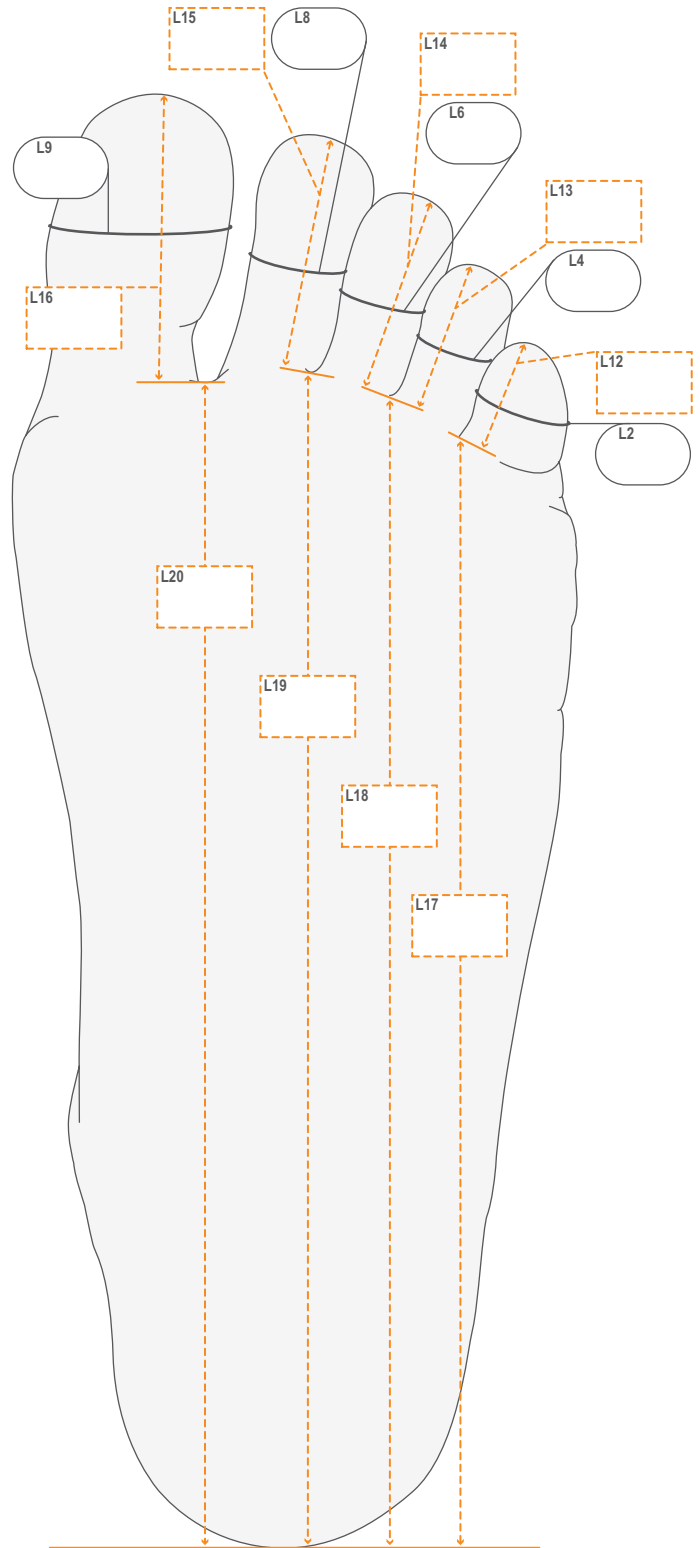
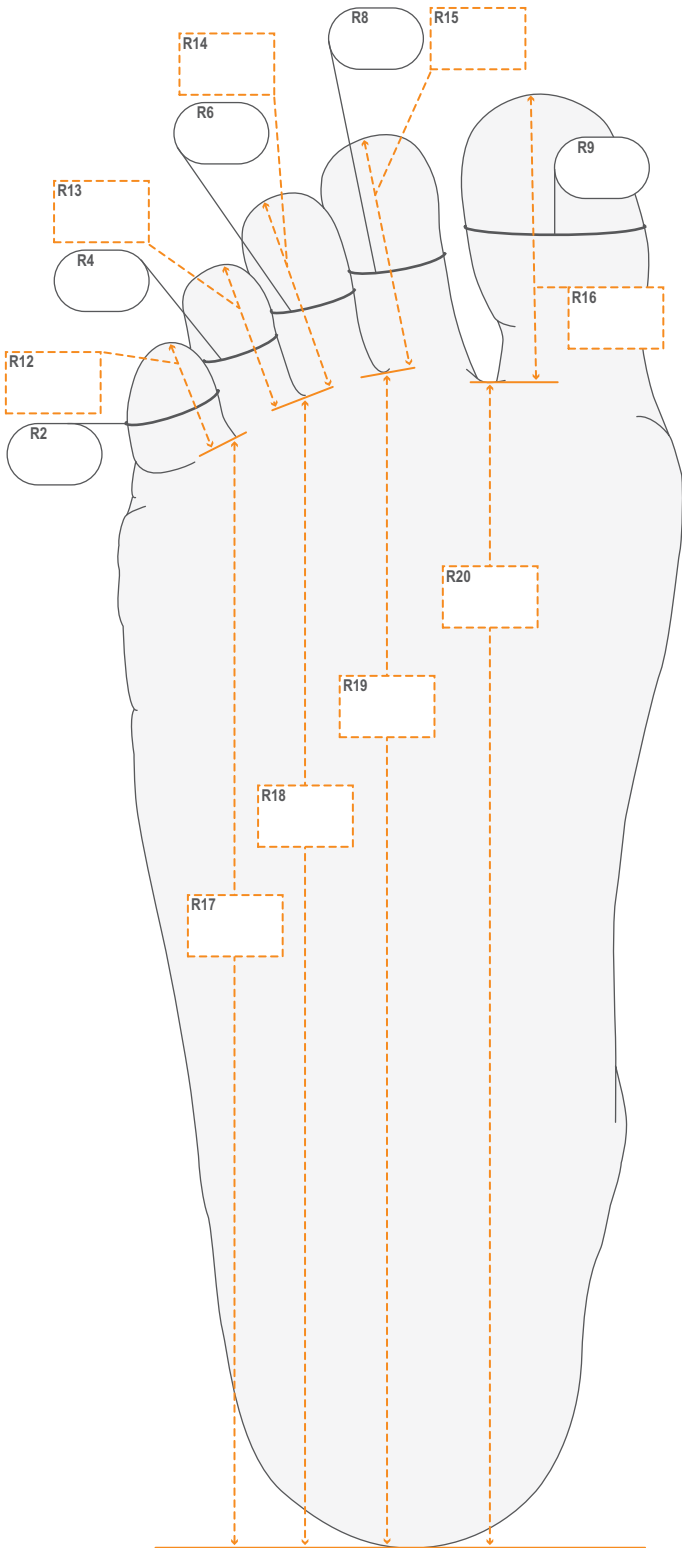
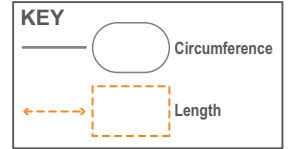
<input type="checkbox"/> <b>0538</b> Foot Glove to Ankle <input type="checkbox"/> Left <input type="checkbox"/> Right 	<input type="checkbox"/> <b>0539</b> Foot Glove to Knee <input type="checkbox"/> Left <input type="checkbox"/> Right 
--	---

When completed, please click: [customerservice@jobskin.co.uk](mailto:customerservice@jobskin.co.uk) to email your electronic order form

Please download your electronic forms directly from our website - [www.jobskin.co.uk/file-download](http://www.jobskin.co.uk/file-download)

## 508 Foot Glove Order Form

Order No.: \_\_\_\_\_ Patient Reference No.: \_\_\_\_\_



## 508 Foot Glove Order Form

Order No.: \_\_\_\_\_ Patient Reference No.: \_\_\_\_\_

### Circumference Measurements

Left (cm) Right (cm)

		Left (cm)	Right (cm)
2	Fifth toe PIP joint		
4	Fourth toe PIP joint		
6	Third toe PIP joint		
8	Second toe PIP joint		
9	Big toe PIP joint		

Measurements 12 - 20 are linear and should be taken from a foot outline tracing, unless the toes are contracted.

### Length Measurements

Left (cm) Right (cm)

		Left (cm)	Right (cm)
12	Fifth toe to web between fifth and fourth toes		
13	Fourth toe to web between fourth and third toes		
14	Third toe to web between third and second toes		
15	Second toe to web between third and second toes		
16	Big toe length		
17	Heel to web between fifth and fourth toes		
18	Heel to web between fourth and third toes		
19	Heel to web between third and second toes		
20	Heel to web between second and big toe		

### Modifications (tick if required)

Item description	Product Code	Left	Right
Short zipper (<20cm)	1164	<input type="checkbox"/>	<input type="checkbox"/>
Long zipper (>20cm)	1165	<input type="checkbox"/>	<input type="checkbox"/>
Slant Inserts (A seam is sewn between the digits when additional pressure is required into the web spaces of the foot)	1169	<input type="checkbox"/>	<input type="checkbox"/>
Reinforced Heel	1187	<input type="checkbox"/>	<input type="checkbox"/>
Pocket (sewn in for the insertion of pads to apply extra pressure to certain areas)	0027	<input type="checkbox"/>	<input type="checkbox"/>
		Use Silon-TEX II placement pad to mark position	

### Style Options (tick if required)

Left Right

Foot glove to ankle	0538	<input type="checkbox"/>	<input type="checkbox"/>
<input type="checkbox"/> Open tips <input type="checkbox"/> Closed tips			
Foot Glove to knee	0539	<input type="checkbox"/>	<input type="checkbox"/>
<input type="checkbox"/> Open tips <input type="checkbox"/> Closed tips			

**NOTE:** For open toes/tips give only the finished length desired from the toe web space.

### Foot Measurements (from GREEN paper tape)

Left (cm) Right (cm)

Left (cm)	Distal Pleat	Right (cm)

#### Toe End

	-7½	
	-6	
	-4½	
	3	
	-1½	
	<b>Heel 0</b>	
	+1½	
	+3	
	+4½	
	+6	
	+7½	
	+9	
	+10½	
	+12	
	+13½	
	+15	

#### Knee End

Left (cm)	Proximal Pleat	Right (cm)

### Specific Instructions