



508 Foot Glove Order Form

All fields are required in order to process your order

Order Details

Date: _____ Date Required: _____
 Order No.: _____
 Contact Name: _____
 Contact Phone No.: _____
 Email: _____
 Hospital/Clinic: _____
 Delivery Address: _____

 _____ Post Code: _____

Patient Details

Patient Reference No.: _____
 First Name: _____
 Surname: _____
 Date of Birth: _____
 Please indicate: Male Female
 Please indicate: New Patient Existing Patient
 Diagnosis: _____

Fabrics

Plain Powernet: Beige Tan Blossom Red Raspberry
 Classy Blue Denim Blue Black

Printed Powernet: Unicorn Safari Car Paw Print Pink Camo Green Camo
 Blue Camo

Zips

Colour Matching Leopard Camouflage Galaxy Rainbow Tribe

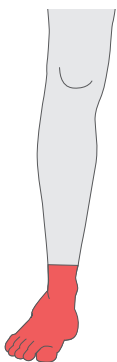
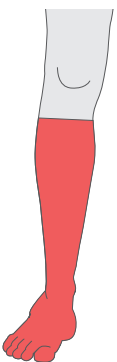
Bindings

None Daisies Roses Rainbow Mermaid Pink Tribe Rocket
 B&W Football Pink Football Pink Hearts Silver Aztec Pink Aztec Spots & Stripes

Thread

Colour Matching Beige White Tan Pastel Pink Bright Pink
 Red Purple Green Pastel Blue Royal Blue Denim Blue
 Navy Blue Black

Garment - please indicate quantity of garments required in the boxes below, i.e.

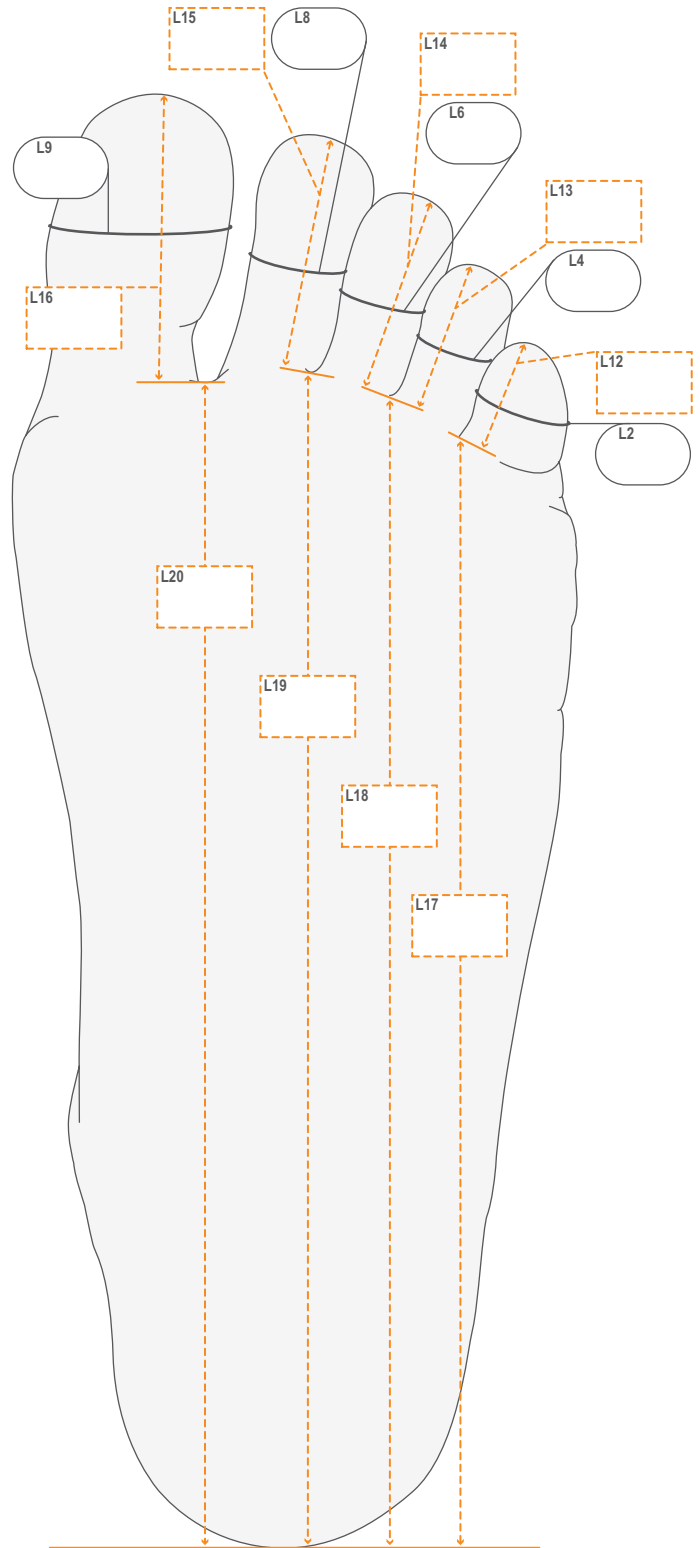
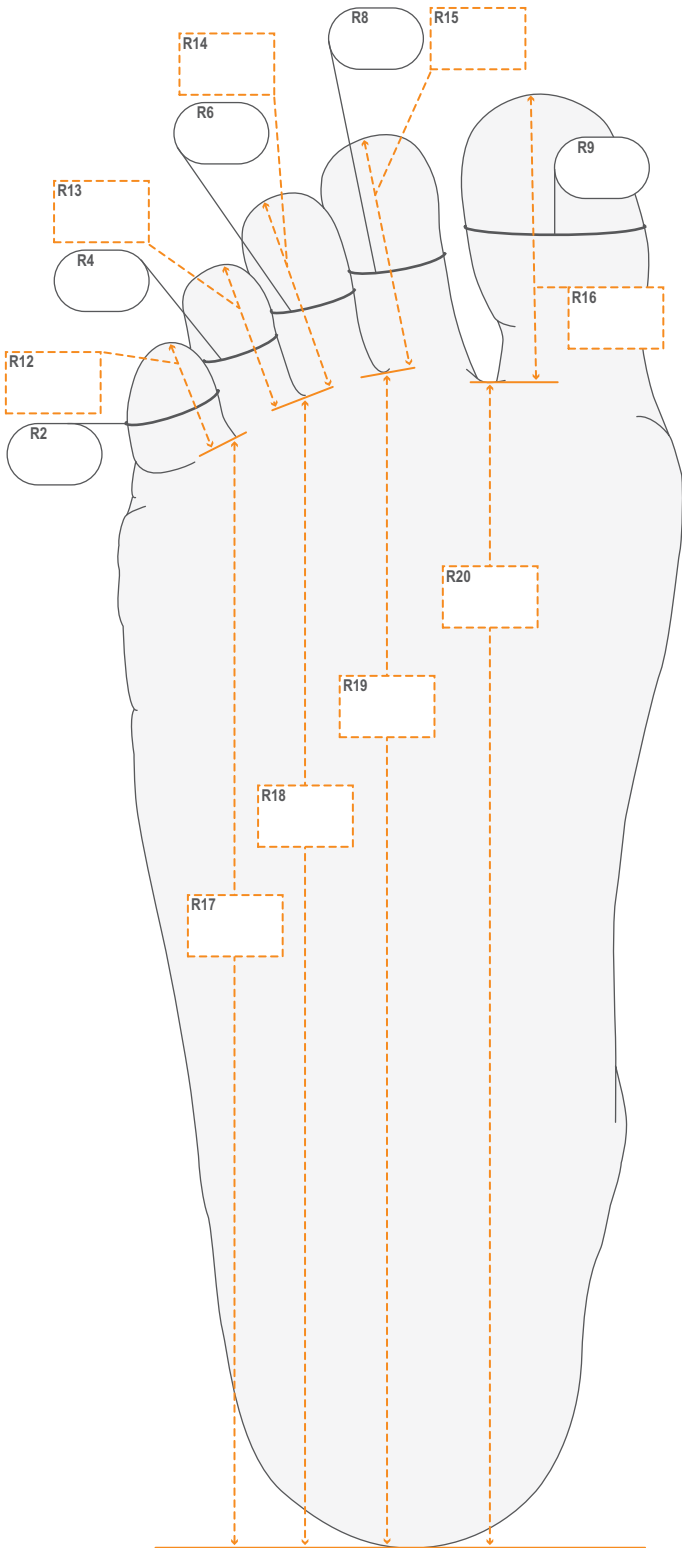
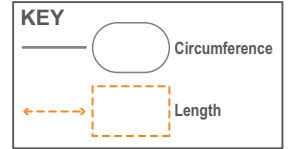
<input type="checkbox"/> 0538 Foot Glove to Ankle <input type="checkbox"/> Left <input type="checkbox"/> Right 	<input type="checkbox"/> 0539 Foot Glove to Knee <input type="checkbox"/> Left <input type="checkbox"/> Right 
--	---

When completed, please click: customerservice@jobskin.co.uk to email your electronic order form

Please download your electronic forms directly from our website - www.jobskin.co.uk/file-download

508 Foot Glove Order Form

Order No.: _____ Patient Reference No.: _____



508 Foot Glove Order Form

Order No.: _____ Patient Reference No.: _____

Circumference Measurements

Left (cm) Right (cm)

2	Fifth toe PIP joint		
4	Fourth toe PIP joint		
6	Third toe PIP joint		
8	Second toe PIP joint		
9	Big toe PIP joint		

Measurements 12 - 20 are linear and should be taken from a foot outline tracing, unless the toes are contracted.

Length Measurements

Left (cm) Right (cm)

12	Fifth toe to web between fifth and fourth toes		
13	Fourth toe to web between fourth and third toes		
14	Third toe to web between third and second toes		
15	Second toe to web between third and second toes		
16	Big toe length		
17	Heel to web between fifth and fourth toes		
18	Heel to web between fourth and third toes		
19	Heel to web between third and second toes		
20	Heel to web between second and big toe		

Modifications (tick if required)

Item description	Product Code	Left	Right
Short zipper (<20cm)	1164	<input type="checkbox"/>	<input type="checkbox"/>
Long zipper (>20cm)	1165	<input type="checkbox"/>	<input type="checkbox"/>
Slant Inserts (A seam is sewn between the digits when additional pressure is required into the web spaces of the foot)	1169	<input type="checkbox"/>	<input type="checkbox"/>
Reinforced Heel	1187	<input type="checkbox"/>	<input type="checkbox"/>
Pocket (sewn in for the insertion of pads to apply extra pressure to certain areas)	0027	<input type="checkbox"/>	<input type="checkbox"/>
		Use Silon-TEX II placement pad to mark position	

Style Options (tick if required)

Left Right

Foot glove to ankle			
<input type="checkbox"/> Open tips	0538	<input type="checkbox"/>	<input type="checkbox"/>
<input type="checkbox"/> Closed tips			
Foot Glove to knee			
<input type="checkbox"/> Open tips	0539	<input type="checkbox"/>	<input type="checkbox"/>
<input type="checkbox"/> Closed tips			

NOTE: For open toes/tips give only the finished length desired from the toe web space.

Foot Measurements (from GREEN paper tape)

Left (cm) Right (cm)

	Distal Pleat	
--	---------------------	--

Toe End

	-7½	
	-6	
	-4½	
	3	
	-1½	
	Heel 0	
	+1½	
	+3	
	+4½	
	+6	
	+7½	
	+9	
	+10½	
	+12	
	+13½	
	+15	

Knee End

	Proximal Pleat	
--	-----------------------	--

Specific Instructions