



502 Head and Neck Order Form

All fields are required in order to process your order

Order Details

Date: _____ Date Required: _____
 Order No.: _____
 Contact Name: _____
 Contact Phone No.: _____
 Email: _____
 Hospital/Clinic: _____
 Delivery Address: _____

 _____ Post Code: _____

Patient Details

Patient Reference No.: _____
 First Name: _____
 Surname: _____
 Date of Birth: _____
 Please indicate: Male Female
 Please indicate: New Patient Existing Patient
 Diagnosis: _____

Fabrics

Plain Powernet: Beige Tan Blossom Red Raspberry
 Classy Blue Denim Blue Black

Printed Powernet: Unicorn Safari Car Paw Print Pink Camo Green Camo
 Blue Camo

Zips

Colour Matching Leopard Camouflage Galaxy Rainbow Tribe

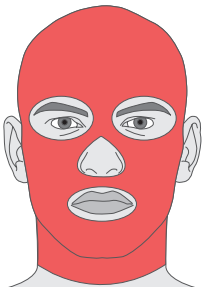
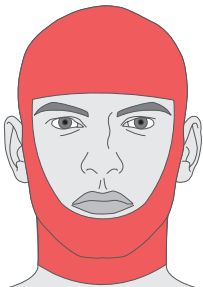
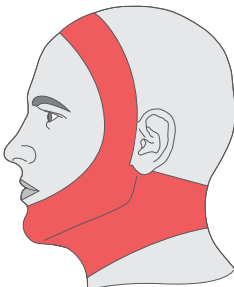
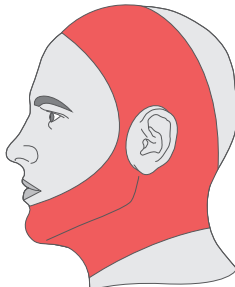
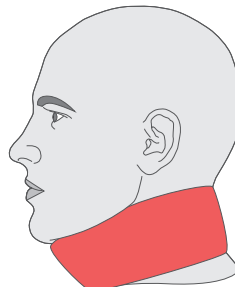
Bindings

None Daisies Roses Rainbow Mermaid Pink Tribe Rocket
 B&W Football Pink Football Pink Hearts Silver Aztec Pink Aztec Spots & Stripes

Thread

Colour Matching Beige White Tan Pastel Pink Bright Pink
 Red Purple Green Pastel Blue Royal Blue Denim Blue
 Navy Blue Black

Garment - please indicate quantity of garments required in the boxes below, i.e.

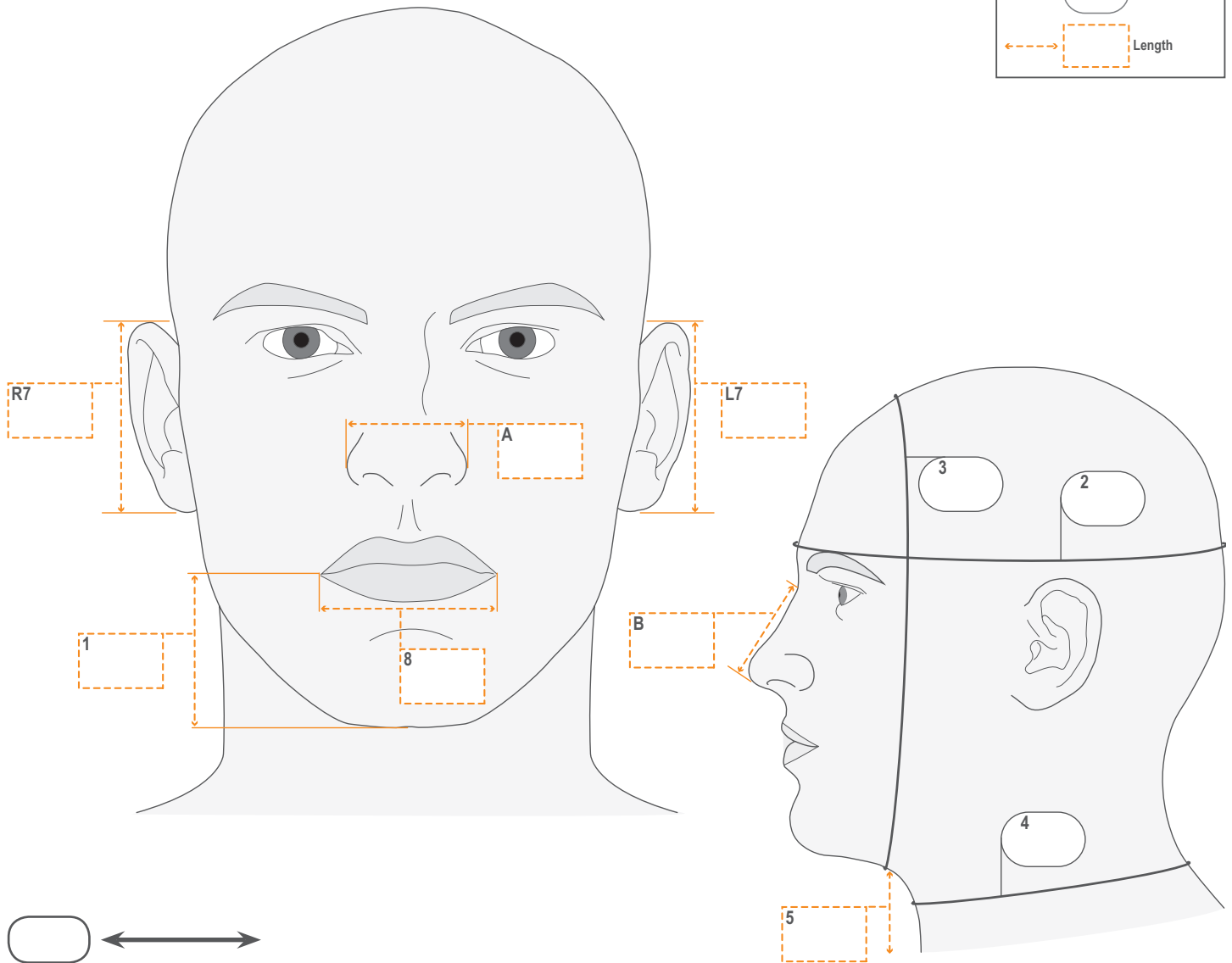
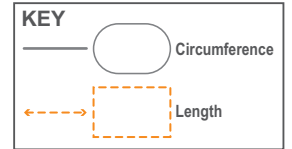
<input type="checkbox"/> 0540 Face Mask 	<input type="checkbox"/> 1158 Open Face Mask 	<input type="checkbox"/> 0550 Chin Strap 	<input type="checkbox"/> 0549 Modified Chin Strap 	<input type="checkbox"/> 0545 Chin Extension Collar 
--	---	---	---	--

When completed, please click: customerservice@jobskin.co.uk to email your electronic order form

Please download your electronic forms directly from our website - www.jobskin.co.uk/file-download

502 Head and Neck Order Form

Order No.: _____ Patient Reference No.: _____



Circumference Measurements

(cm)

2	At eyebrow level around head	
3	Around the head at chin angle Place tape beneath the chin at throat level, extend in front of ears straight up to top of head on both sides as shown on diagram	
4	Neck, around the neck at Adam's apple	



Length Measurements

Left (cm) Right (cm)

1	Linear - centre corner of mouth to base of chin place a ruler or book beneath the chin for an accurate measurement		
5	Linear - throat to sternal notch from base of chin at angle of neck to sternum		
7	Linear - length of ear, top of ear to base of ear		
8	Linear - width of mouth, measure in a relaxed state		

Select if required

Lip strap

Nose Covering (if nose compression is required)

(cm)

A	Contour - Across tip of nose (broadest part)	
B	Linear - length of nose	

Modifications (tick if required)

Item description	Product Code	
Pocket (sewn in for the insertion of pads to apply extra pressure to certain areas)	0027	<input type="checkbox"/> Use Silon-TEX II placement pad to mark position

Specific Instructions