



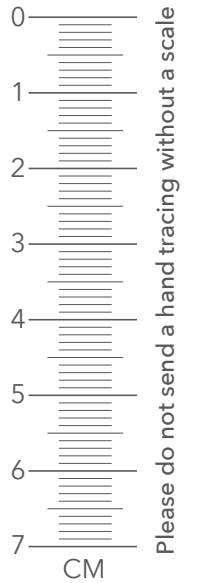
### Hand Tracing Form

All fields are required in order to process your order

Date: \_\_\_\_\_ Order No.: \_\_\_\_\_

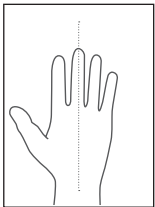
Patient Reference No.: \_\_\_\_\_

- Required in conjunction with Hand and Arm Order Form
- Position middle finger along centre line
- Keep wrist straight and mark wrist crease
- Spread fingers and thumb apart
- Please mark web spaces clearly (ideally using a ball point pen refill)
- Keep pen perpendicular to the paper (no angle)

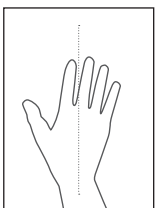


Place wrist and middle finger on centre line

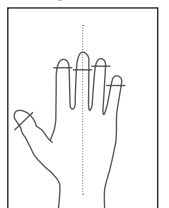
✓ Correct



✗ Incorrect



If the glove is to have open finger tips, mark the desired ends of the fingers on the tracing (like this).



When completed, please click: [customerservice@jobskin.co.uk](mailto:customerservice@jobskin.co.uk) to email your electronic order form

Please download your electronic forms directly from our website - [www.jobskin.co.uk/file-download](http://www.jobskin.co.uk/file-download)