



Glove, Gauntlet & Sleeve Order Form

All fields are required in order to process your order

Order Details

Date: _____ Date Required: _____
 Order No.: _____
 Contact Name: _____
 Contact Phone No.: _____
 Email: _____
 Hospital/Clinic: _____
 Delivery Address: _____

 _____ Post Code: _____

Patient Details

Patient Reference No.: _____
 First Name: _____
 Surname: _____
 Date of Birth: _____
 Please indicate: Male Female
 Please indicate: New Patient Existing Patient
 Contact me about my order via: Email Phone
 Attached with order: Consent form* Images
 Silon-TEX® II Placement Pad

Fabrics

Plain Powernet: White Beige Tan Pastel Pink Red
 Purple Pastel Blue Royal Blue Black

Printed Powernet: Floral Unicorns French Bulldog Footballs Pink Camo
 Green Camo Blue Camo

Polycotton: White Beige Pink Navy Blue Black

Zips

Colour Matching Leopard Camouflage Galaxy Rainbow Tribe

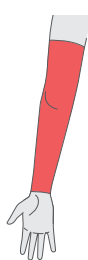
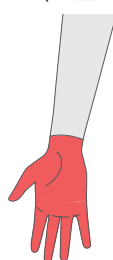

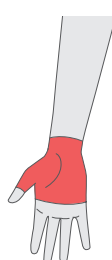

Bindings

None Daisies Roses Rainbow Mermaid Pink Tribe Rocket
 B&W Football Pink Football Pink Hearts Spots & Stripes Silver Aztec Pink Aztec

Thread

Colour Matching Beige White Tan Pastel Pink Bright Pink
 Red Purple Green Pastel Blue Royal Blue Denim Blue
 Navy Blue Black

Garment (please indicate)

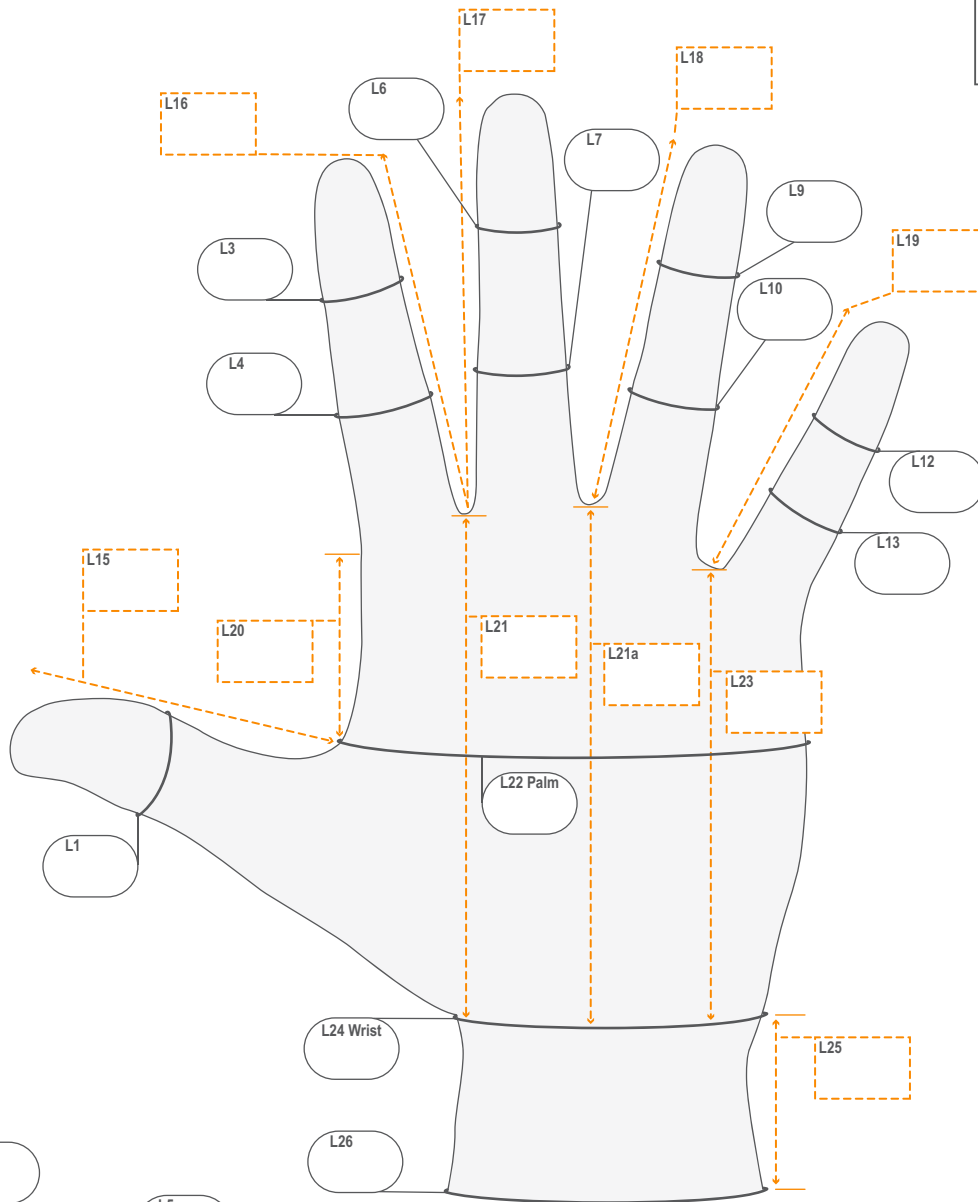
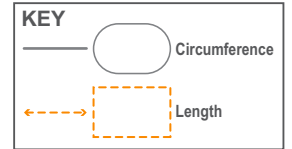
<input type="checkbox"/> PG10 Sleeve <input type="checkbox"/> Left <input type="checkbox"/> Right 	<input type="checkbox"/> PG13 Glove up to 4cm above wrist <input type="checkbox"/> Left <input type="checkbox"/> Right <input type="checkbox"/> Open Tip <input type="checkbox"/> Closed Tip 	<input type="checkbox"/> PG14 Glove over 4cm above wrist <input type="checkbox"/> Left <input type="checkbox"/> Right <input type="checkbox"/> Open Tip <input type="checkbox"/> Closed Tip 	<input type="checkbox"/> PG16 Gauntlet up to 4cm above wrist <input type="checkbox"/> Left <input type="checkbox"/> Right 	<input type="checkbox"/> PG17 Gauntlet over to 4cm above wrist <input type="checkbox"/> Left <input type="checkbox"/> Right 
---	---	--	---	---

When completed, please click: customerservice@jobskin.co.uk to email your electronic order form

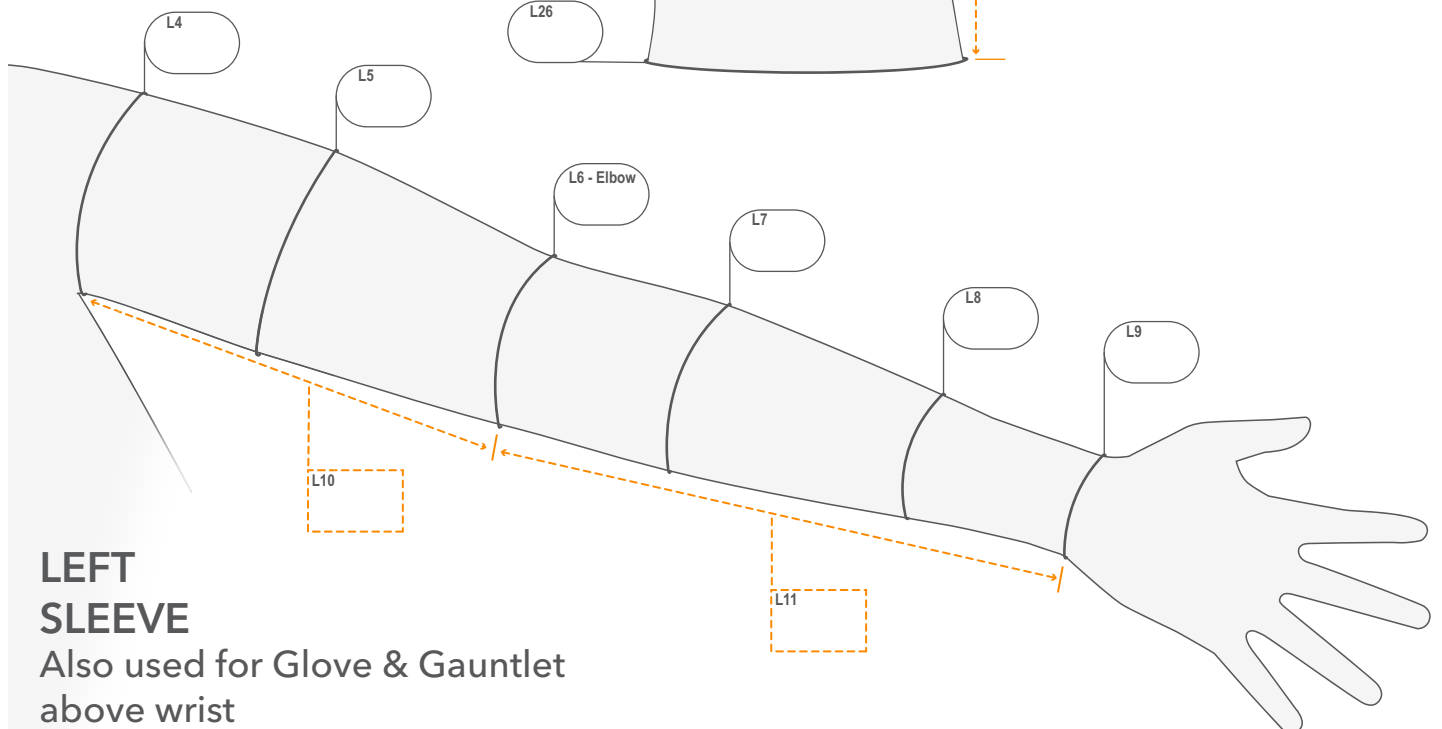
Please download your electronic forms directly from our website - www.jobskin.co.uk/file-download

Glove, Gauntlet & Sleeve Order Form

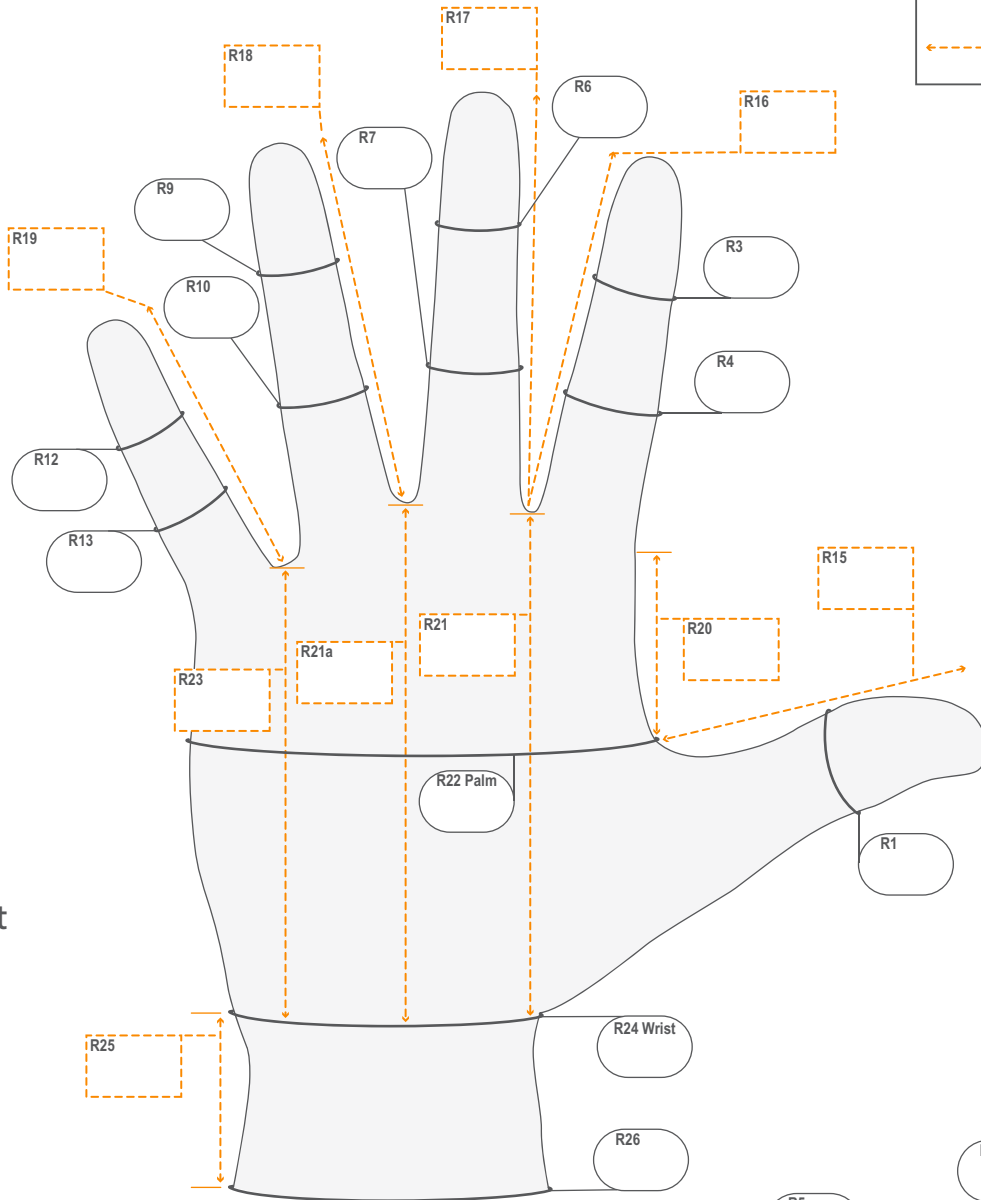
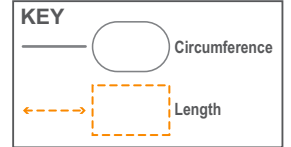
Order No.: _____ Patient Reference No.: _____



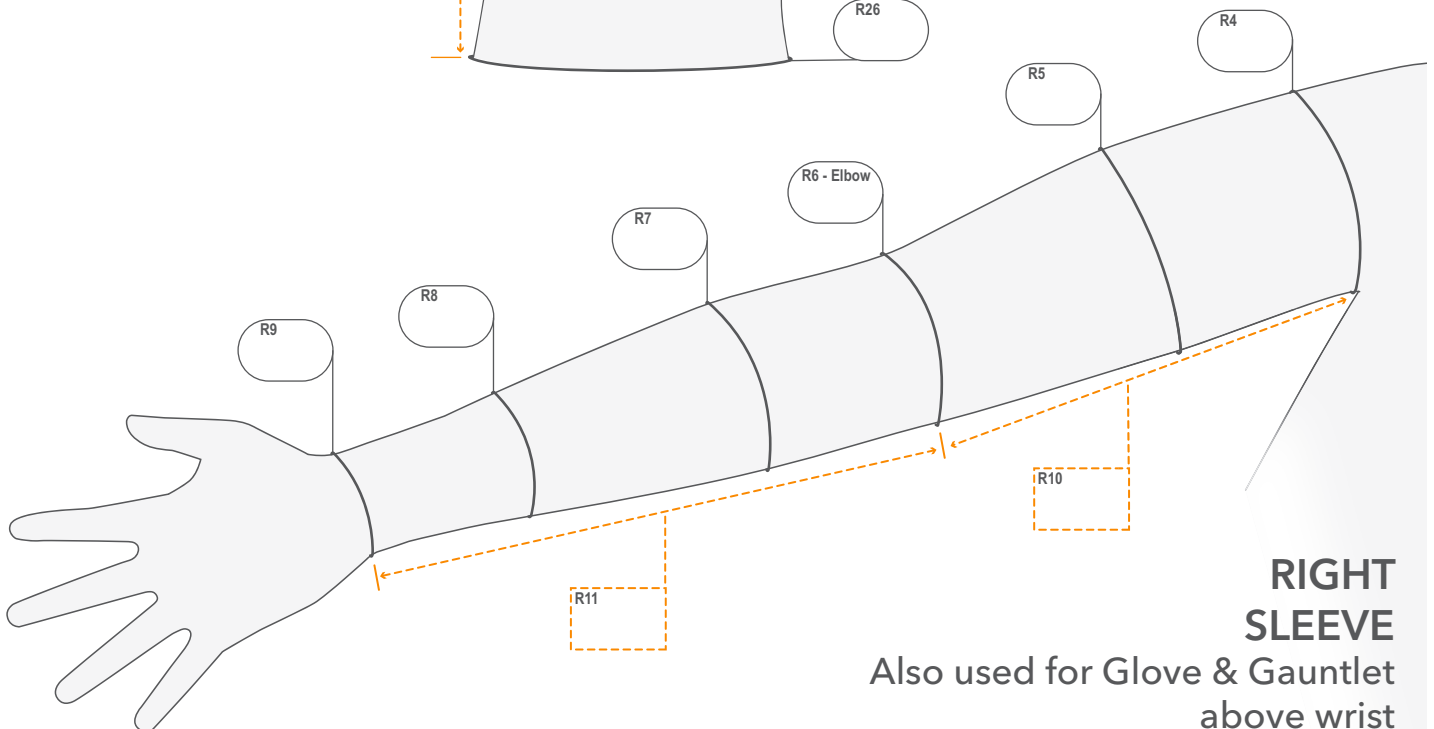
LEFT GLOVE
For Gauntlet see page 4



LEFT SLEEVE
Also used for Glove & Gauntlet above wrist

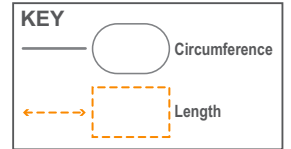


RIGHT GLOVE
For Gauntlet see page 4

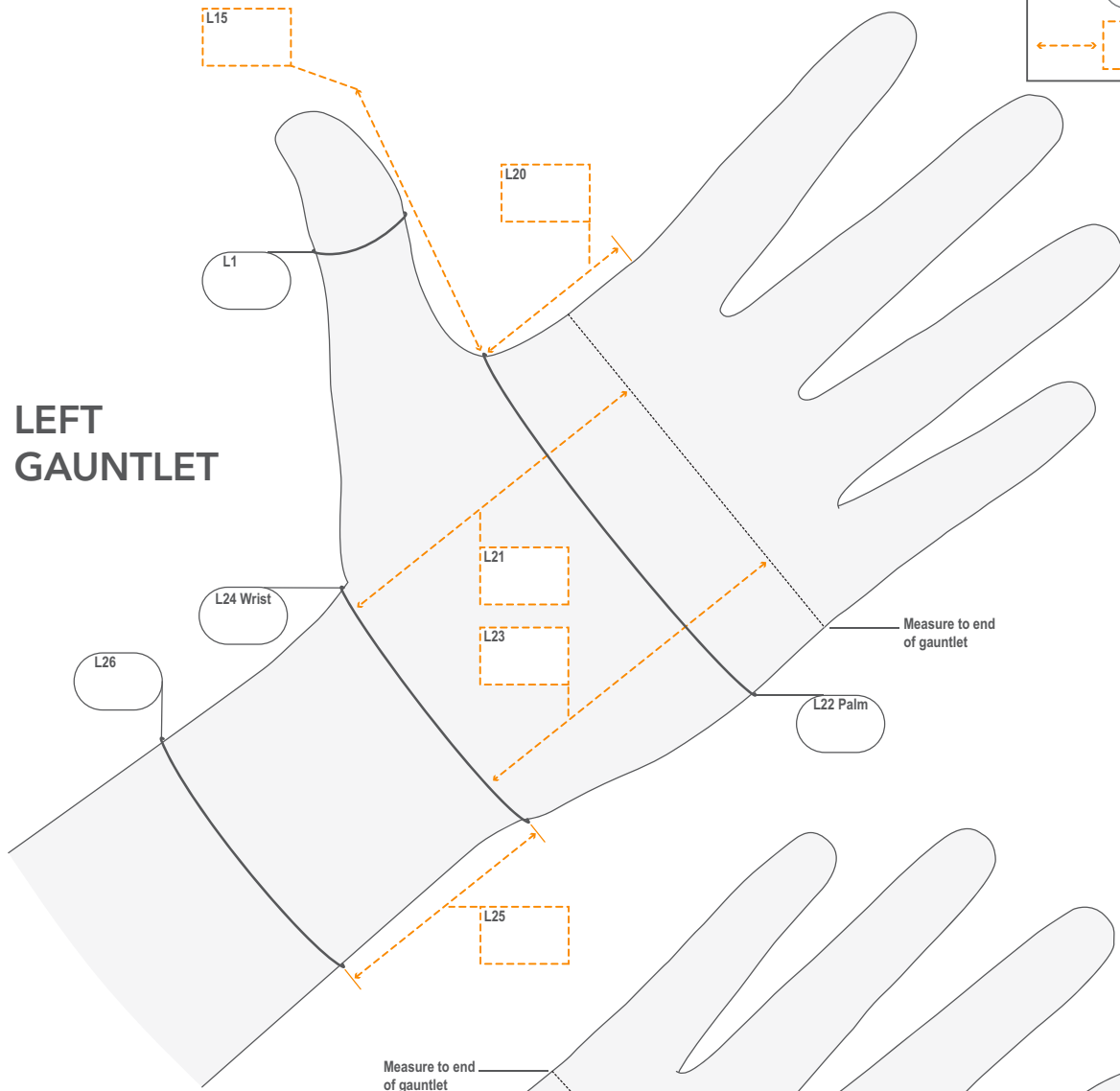


RIGHT SLEEVE
Also used for Glove & Gauntlet above wrist

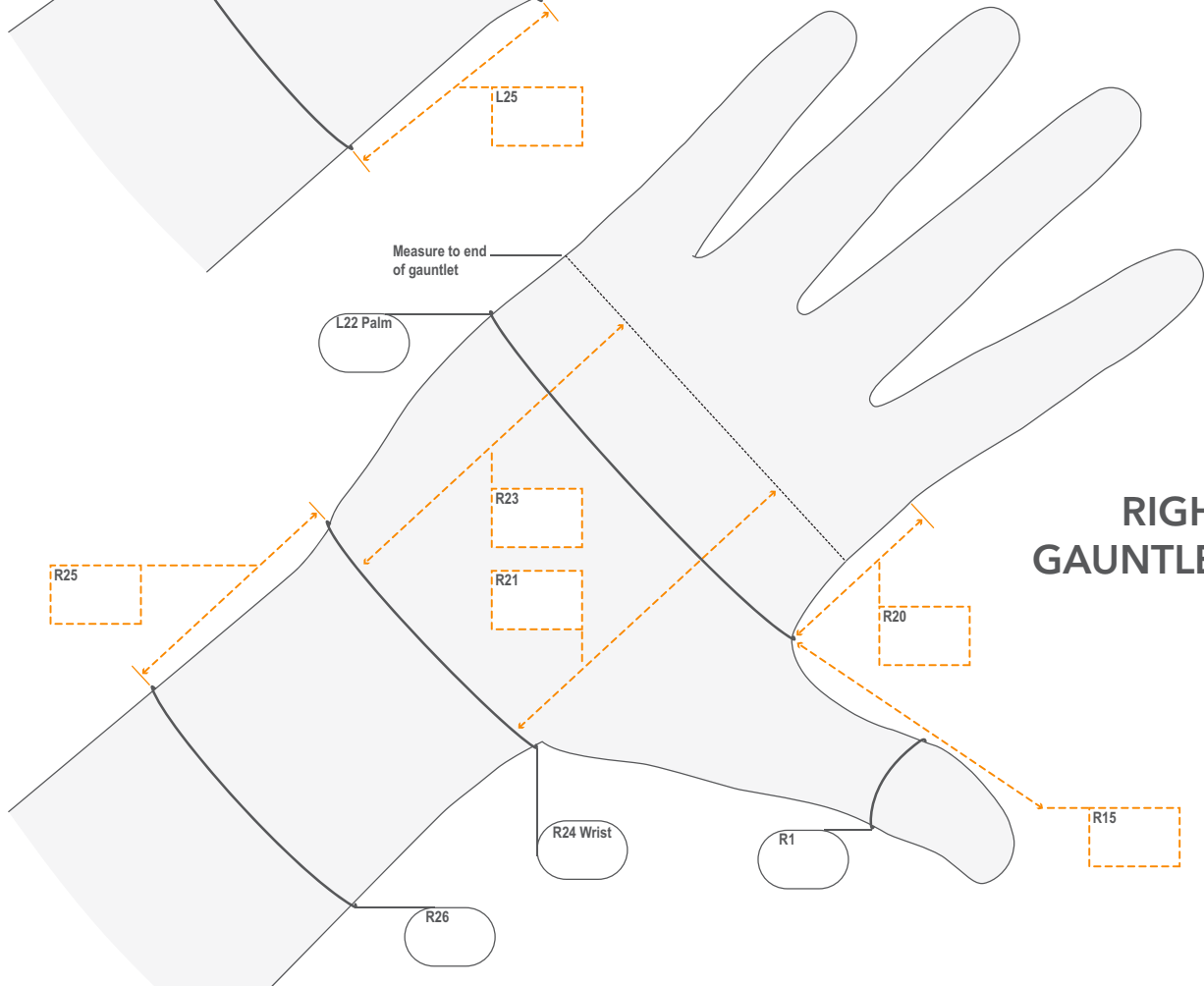
Order No.: _____ Patient Reference No.: _____



LEFT GAUNTLET



RIGHT GAUNTLET



Glove, Gauntlet & Sleeve Order Form

Order No.: _____ Patient Reference No.: _____

Glove

Circumference Measurements

Left (cm) Right (cm)

		Left (cm)	Right (cm)
1	Thumb IP joint		
3	Index finger DIP		
4	Index finger PIP		
6	Middle finger DIP		
7	Middle finger PIP		
9	Ring finger DIP		
10	Ring finger PIP		
12	Little finger DIP		
13	Little finger PIP		
22	Palm (ensure palm is opened out fully)		
24	Wrist crease		
26	Forearm at finished length of glove		

Length Measurements

Left (cm) Right (cm)

15	Thumb web to finished length		
16	Index finger		
17	Middle finger		
18	Ring finger		
19	Little finger		
20	Thumb web to base of index finger		
21	Wrist to 2nd web		
21a	Wrist to 3rd web		
23	Wrist to 4th web		
25	Wrist to finished length of glove		

Closed tip gloves (tick if required)

Left Right

15	Thumb	<input type="checkbox"/>	<input type="checkbox"/>
16	Index finger	<input type="checkbox"/>	<input type="checkbox"/>
17	Middle finger	<input type="checkbox"/>	<input type="checkbox"/>
18	Ring finger	<input type="checkbox"/>	<input type="checkbox"/>
19	Little finger	<input type="checkbox"/>	<input type="checkbox"/>

Gauntlet

Circumference Measurements

Left (cm) Right (cm)

1	Thumb IP joint		
22	Palm (ensure palm is opened out fully)		
24	Wrist crease		
26	Forearm at finished length of gauntlet		

Length Measurements

Left (cm) Right (cm)

15	Thumb web to finished length		
20	* Thumb web to end of gauntlet		
21	* Wrist to end of gauntlet		
23	* Wrist to end of gauntlet		
25	Wrist to finished length of gauntlet		

* Please Note: The lengths required for this style need to be to the length required and NOT to the web spaces.

Glove & Gauntlet Modifications (tick if required)

Item description	Product Code	Left	Right
Pocket (sewn in for the insertion of pads to apply extra pressure to certain areas). Use Silon-TEX II placement pad to mark position	PG45	<input type="checkbox"/>	<input type="checkbox"/>
Pad Use Silon-TEX II placement pad to mark position	PG40	<input type="checkbox"/>	<input type="checkbox"/>
Proximal elastic: <input type="checkbox"/> Regular <input type="checkbox"/> Cuff		<input type="checkbox"/>	<input type="checkbox"/>
Proximal elastic, non-slip		<input type="checkbox"/>	<input type="checkbox"/>
Reinforced palm (outside of glove)	PG45	<input type="checkbox"/>	<input type="checkbox"/>
Lined palm (inside of glove)	PG42	<input type="checkbox"/>	<input type="checkbox"/>
Non-slip grip to palm (glove only)		<input type="checkbox"/>	<input type="checkbox"/>
Velcro tab closure (proximal end)	PG41	<input type="checkbox"/>	<input type="checkbox"/>
Zipper location: <input type="checkbox"/> Inset	PG41	<input type="checkbox"/>	<input type="checkbox"/>
<input type="checkbox"/> Ulnar <input type="checkbox"/> Radial <input type="checkbox"/> Dorsal			
Zipper Length: <input type="checkbox"/> Standard <input type="checkbox"/> Other _____ cm			

PG10 - Sleeve

Circumference Measurements

Left (cm) Right (cm)

4	Top of arm level with axilla		
5	Mid upper arm		
6	Elbow joint/crease, arm extended		
7	Upper forearm		
8	Lower forearm		
9	Wrist		

Length Measurements

Left (cm) Right (cm)

10	From elbow joint/crease to axilla or required length		
11	From wrist crease to elbow or required length		

Sleeve Modifications (tick if required)

Item description	Product Code	Left	Right
Pocket (sewn in for the insertion of pads to apply extra pressure to certain areas). Use Silon-TEX II placement pad to mark position	PG45	<input type="checkbox"/>	<input type="checkbox"/>
Pad Use Silon-TEX II placement pad to mark position	PG40	<input type="checkbox"/>	<input type="checkbox"/>
Proximal elastic: <input type="checkbox"/> Regular <input type="checkbox"/> Cuff		<input type="checkbox"/>	<input type="checkbox"/>
Proximal elastic, non-slip		<input type="checkbox"/>	<input type="checkbox"/>
Zipper location: <input type="checkbox"/> Inset <input type="checkbox"/> Medial <input type="checkbox"/> Lateral	PG41	<input type="checkbox"/>	<input type="checkbox"/>
Zipper Length: <input type="checkbox"/> Standard <input type="checkbox"/> Other _____ cm			

Specific Instructions