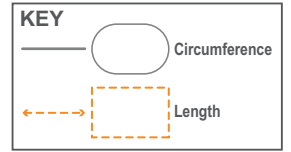
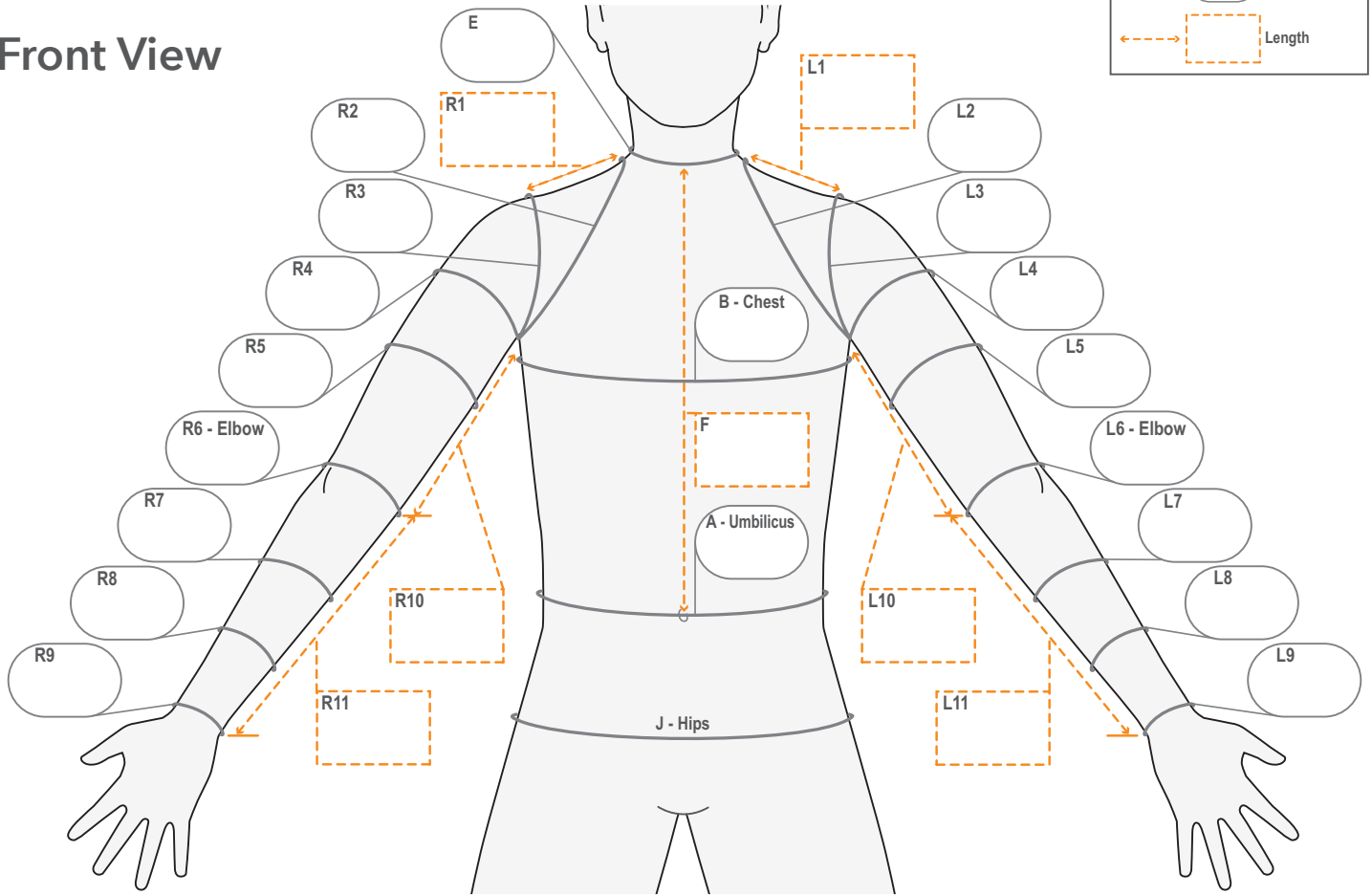


Upper Extremity Order Form

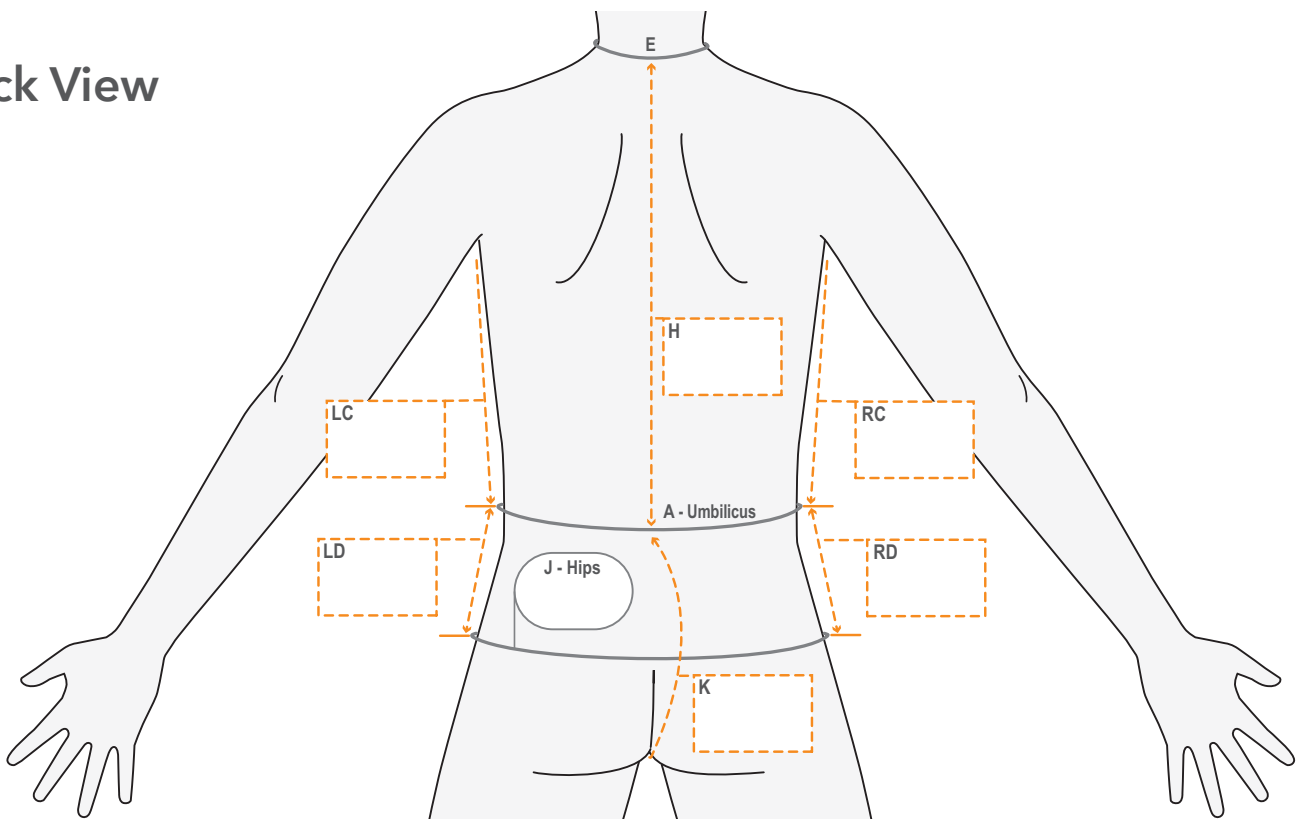
Order No.: _____ Patient Reference No.: _____



Front View



Back View



Upper Extremity Order Form

Order No.: _____ Patient Reference No.: _____

Circumference Measurements

Left (cm) Right (cm)

A	Waist at umbilicus		
B	Chest at axilla level		
E	Neck below Adam's apple		
J	Hips		
2	Base of neck around axilla and back		
3	Around shoulder joint over acromion		
4	Top of arm level with axilla		
5	Mid upper arm		
6	Elbow joint/crease, arm extended		
7	Upper forearm		
8	Lower forearm		
9	Wrist		

Length Measurements

Left (cm) Right (cm)

C	Into anterior axilla to waist (front view)		
D	Waist to hips or end of garment		
F	Required front neckline to waist		
H	Required back neckline to waist		
1	Base of neck to acromion		
10	Into anterior axilla to elbow joint/crease		
11	Elbow joint/crease to wrist		

Style Options (tick if required)

Left Right

Axilla insert shape: <input type="checkbox"/> None	<input type="checkbox"/>	<input type="checkbox"/>
<input type="checkbox"/> Regular (no centre seam) <input type="checkbox"/> Butterfly (centre seam)	<input type="checkbox"/>	<input type="checkbox"/>
Axilla insert fabric: <input type="checkbox"/> Powernet <input type="checkbox"/> Lining	<input type="checkbox"/>	<input type="checkbox"/>
Lining inner elbow	<input type="checkbox"/>	<input type="checkbox"/>
Sleeve elastic:	<input type="checkbox"/>	<input type="checkbox"/>
<input type="checkbox"/> Cuff <input type="checkbox"/> Regular <input type="checkbox"/> Overlock	<input type="checkbox"/>	<input type="checkbox"/>
Arm sleeve only proximal elastic, non-slip	<input type="checkbox"/>	<input type="checkbox"/>
Zipper location: <input type="checkbox"/> Front <input type="checkbox"/> Back		
Stand up turtleneck collar (give height)		cm
Grandad Collar (give height)		cm
Nappy strap (provide measurement length K)		cm
Velcro tabs to attach to shorts/leggings: <input type="checkbox"/> Yes		

Specific Instructions i.e. Silon-TEX II addition (please attach separately)

Additional Measurements (if required)

Leotard

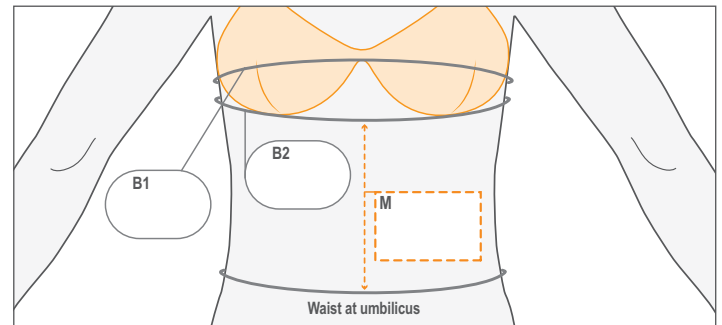
Length Measurements

(cm)

D	Finished length (waist to end of garment)	
K	Front waist to back waist through crotch	

Crotch Fastening: Poppers Velcro

Bra vest - Ladies



Normal bra size

Length Measurements

(cm)

M	Waist to under bust length	
---	----------------------------	--

Circumference Measurements

(cm)

B1	Overbust circumference	
B2	Underbust circumference	

PG12A - Arm Sleeve with Shoulder Flap

Circumference Measurements

Left (cm) Right (cm)

2	Base of neck around axilla and back		
B	Chest at axilla level		
4	Top of arm level with axilla		
5	Mid upper arm		
6	Elbow joint/crease, arm extended		
7	Upper forearm		
8	Lower forearm		
9	Wrist		

Length Measurements

Left (cm) Right (cm)

1	Base of neck to acromion		
10	Into anterior axilla to elbow joint/crease		
11	Elbow joint/crease to wrist		