



SDO Pro-TEM

The Product





The SDO Pro-TEM ready to wear garments have been designed to **assist practitioners in the assessment for the MTM SDO Orthosis.**

Pro TEM are made from polycotton lycra to provide dynamic compression **without any additional reinforcements included in a full MTM Orthosis suit.**

These garments are:

- Easy to measure and fit
- Available in beige
- Excellent quality
- Available for prompt dispatch

SDO Pro-TEM Range

Lumbar Support	Sleeve	Glove	Suit
			
<p>The Pro-TEM Lumbar Support is a tool that will assist in the assessment process to identify if the patient responds to the sensory and proprioceptive feedback provided by the Pro-TEM lumbar support.</p>	<p>The Pro-TEM Sleeve is used to identify if a MTM SDO sleeve will be of benefit. The sleeve will increase the sensory and proprioceptive feedback to the upper limb as well as provide some musculo-skeletal support.</p>	<p>The Pro-TEM Glove is a opened finger glove is used to identify if a MTM SDO glove/gauntlet is indicated. The glove will increase the sensory and proprioceptive feedback to the hand and digits as well as provide some musculo-skeletal support.</p>	<p>The Pro-TEM Suit is an excellent assessment tool that can be used to identify whether a made to measure SDO Orthosis will be of benefit. It should be provided to assess the impact of increasing sensory and proprioceptive feedback, improving postural control and some musculo-skeletal support.</p>

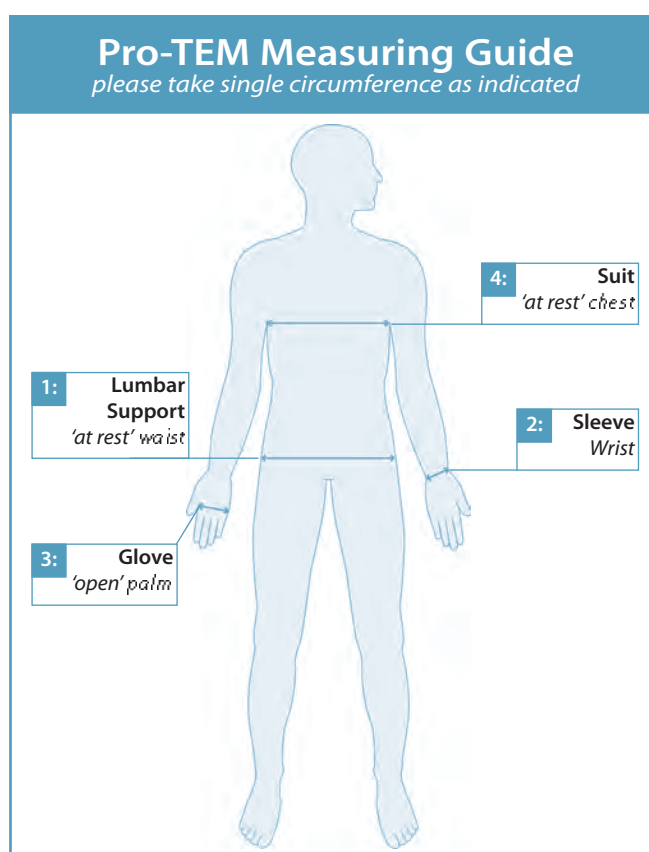
Indications for use

The Pro-TEM range should be provided to assess the impact of increasing sensory and proprioceptive feedback, increased stability and improving postural control as a precursor to providing a MTM orthosis where there is more opportunity for increased proprioceptive feedback and additional musculo-skeletal control.

The Pro-TEM garments enable a patient/client to accept and gain an understanding of the need for a MTM orthosis and enable the prescribing practitioner to assess compliance for this provision.

The conditions where the Pro-TEM range may be indicated:

- Cerebral Palsy
- CVA/Stroke
- Dystonia
- Hypermobility, joint laxity
- Ehlers Danlos Syndrome
- Acquired Brain Injury
- Multiple Sclerosis
- Hypotonia
- Autistic Spectrum Disorder
- Downs Syndrome



Measure point	Garment	Code	Circumference (cm)
1: Waist	Lumbar Support	PCP 21 Paediatric	Depth: 13.5 front, 47-66cms
	Lumbar Support	PCP 22 Adult	Depth: 16.5 front, 59-88cms
2: Wrist	Sleeve	PCP 63	9 – 13
		PCP 63	12 – 16
		PCP 63	15 – 19
		PCP 63	16.5 – 20.5
		PCP 63	18 – 23
		PCP 63	22 – 27
		PCP 63	26 – 31
		3: Palm	Glove, Open tips
PCP 64	13 – 16		
PCP 64	15 – 18		
PCP 64	17 – 21		
PCP 64	20 – 25		
PCP 64	24 – 29		
4: Chest	Suit, Short Leg, Long Sleeve	PCP 65	40.5 – 45.5
		PCP 65	46 – 50.5
		PCP 65	49 – 53
		PCP 65	53.5 – 57.5
		PCP 65	57 – 61.5
		PCP 65	60 – 66.5
		PCP 65	74 – 78
		PCP 65	80 – 84
		PCP 65	86 – 90
		PCP 65	92 – 96

Order forms available
to download at:
www.jobskin.co.uk

Jobskin Ltd

Unit 13a Harrington Mill, Leopold Street, Long Eaton, Nottingham NG10 4QG
t: +44 (0) 115 973 4300 f: +44 (0) 115 973 3902 w: www.jobskin.co.uk

Therapy Specialist

Lydia Dean
m: +44 (0) 778 068 8020 e: lydia.dean@jobskin.co.uk